



Summer Race Meeting

Oulton Park Circuit

19th May 2007



Results Provided by MST Sports Timing Ltd
www.msttiming.com

Jigsaw TR/TSSC

Oulton Park International 2.692 Miles

Qualifying

19/05/2007 09:30

Qualify (15:00 Time)

Pos	No.	Name	Class	Best Tm	Diff	Best Spd	In Lap Car
1	6	Steve CRANE	F -TR	2:03.055	-	78.755	6 Triumph TR7 V8
2	48	Ian AGNEW	D -TR	2:03.581	+0.526	78.420	7 Triumph TR7 V8
3	7	Martyn ADAMS	F -TR	2:05.619	+2.564	77.148	7 Triumph TR7
4	97	Steve SMALL	D -TR	2:06.747	+3.692	76.461	7 Triumph TR7
5	92	Pete KENNERLY	E -TR	2:08.474	+5.419	75.433	4 Triumph TR4
6	41	Mark HUMPHRIES	D -TR	2:08.580	+5.525	75.371	4 Triumph TR7 V8
7	21	Nigel GIBBINS	A -TR	2:10.840	+7.785	74.069	7 Triumph Spitfire
8	56	Clive GIMSON	C -TR	2:10.974	+7.919	73.993	7 Triumph GT6
9	50	Andy VOWELL	C -TR	2:11.640	+8.585	73.619	7 Triumph Spitfire
10	17	Craig JEPSON	D -TR	2:12.523	+9.468	73.128	4 Triumph TR7 V8
11	60	Simon CONGDON	C -TR	2:15.166	+12.111	71.699	7 Triumph Spitfire
12	20	John YARNELL	A -TR	2:21.448	+18.393	68.514	7 Triumph Spitfire
13	51	Ian SMYTHE	C -TR	2:24.413	+21.358	67.108	6 Triumph Spitfire
14	43	Michael DAVIS	A -TR	2:29.774	+26.719	64.705	6 Triumph Spitfire

MG Car Club Summer Race Meeting

Jigsaw TR/TSSC

Oulton Park International 2.692 Miles

Qualifying

19/05/2007 09:30

Qualify (15:00 Time)

(6) Steve CRANE			5	2:09.245	+0.665	(20) John YARNELL		
1	-:---		6	2:09.486	+0.906	1	-:---	
2	2:18.602	+15.547	7	2:11.779	+3.199	2	2:30.342	+8.894
3	2:14.113	+11.058	(21) Nigel GIBBINS			3	2:24.426	+2.978
4	2:09.003	+5.948	1	-:---		4	2:23.332	+1.884
5	2:05.304	+2.249	2	2:48.782	+37.942	5	2:22.495	+1.047
6	2:03.055	-	3	2:15.042	+4.202	6	2:21.508	+0.060
7	2:03.621	+0.566	4	2:14.055	+3.215	7	2:21.448	-
(48) Ian AGNEW			5	2:11.483	+0.643	(51) Ian SMYTHE		
1	-:---		6	2:12.206	+1.366	1	-:---	
2	2:20.176	+16.595	7	2:10.840	-	2	2:34.632	+10.219
3	2:16.679	+13.098	(56) Clive GIMSON			3	2:30.470	+6.057
4	2:08.892	+5.311	1	-:---		4	2:27.920	+3.507
5	2:05.725	+2.144	2	2:22.209	+11.235	5	2:26.566	+2.153
6	2:04.255	+0.674	3	2:17.004	+6.030	6	2:24.413	-
7	2:03.581	-	4	2:12.182	+1.208	(43) Michael DAVIS		
(7) Martyn ADAMS			5	2:11.127	+0.153	1	-:---	
1	-:---		6	2:12.393	+1.419	2	2:35.194	+5.420
2	2:19.212	+13.593	7	2:10.974	-	3	2:32.172	+2.398
3	2:12.826	+7.207	(50) Andy VOWELL			4	2:31.043	+1.269
4	2:07.822	+2.203	1	-:---		5	2:31.020	+1.246
5	2:06.880	+1.261	2	2:22.414	+10.774	6	2:29.774	-
6	2:06.529	+0.910	3	2:17.507	+5.867	(97) Steve SMALL		
7	2:05.619	-	4	2:17.756	+6.116	1	-:---	
(92) Pete KENNERLY			5	2:18.850	+7.210	2	2:32.535	+25.788
1	-:---		6	2:13.062	+1.422	3	2:24.448	+17.701
2	2:32.535	+25.788	7	2:11.640	-	4	2:10.555	+3.808
3	2:24.448	+17.701	(17) Craig JEPSON			5	2:09.207	+2.460
4	2:10.555	+3.808	1	-:---		6	2:09.087	+2.340
5	2:09.207	+2.460	2	2:19.018	+6.495	7	2:06.747	-
6	2:09.087	+2.340	3	2:15.256	+2.733	(92) Pete KENNERLY		
7	2:06.747	-	4	2:12.523	-	1	-:---	
(97) Steve SMALL			5	2:14.134	+1.611	2	2:11.232	+2.758
1	-:---		6	2:15.098	+2.575	3	2:10.856	+2.382
2	2:32.535	+25.788	7	2:12.862	+0.339	4	2:08.474	-
3	2:24.448	+17.701	(60) Simon CONGDON			5	2:10.361	+1.887
4	2:10.555	+3.808	1	-:---		(41) Mark HUMPHRIES		
5	2:09.207	+2.460	2	2:27.757	+12.591	1	-:---	
6	2:09.087	+2.340	3	2:23.411	+8.245	2	2:17.711	+9.131
7	2:06.747	-	4	2:19.255	+4.089	3	2:11.545	+2.965
(92) Pete KENNERLY			5	2:18.182	+3.016	4	2:08.580	-
1	-:---		6	2:15.680	+0.514	(41) Mark HUMPHRIES		
2	2:11.232	+2.758	7	2:15.166	-	1	-:---	
3	2:10.856	+2.382	(60) Simon CONGDON			2	2:17.711	+9.131
4	2:08.474	-	1	-:---		3	2:11.545	+2.965
5	2:10.361	+1.887	2	2:27.757	+12.591	4	2:08.580	-
(41) Mark HUMPHRIES			3	2:23.411	+8.245	(41) Mark HUMPHRIES		
1	-:---		4	2:19.255	+4.089	1	-:---	
2	2:17.711	+9.131	5	2:18.182	+3.016	2	2:17.711	+9.131
3	2:11.545	+2.965	6	2:15.680	+0.514	3	2:11.545	+2.965
4	2:08.580	-	7	2:15.166	-	4	2:08.580	-

MG Car Club Summer Race Meeting

Lotus on Track Elise

Oulton Park International 2.692 Miles

Qualifying

19/05/2007 10:11

Qualify (15:00 Time)

14
13
12
11
10
9
8
7
6
5
4
3
2
1

[2:48.901] [61] John THORNE		
27 [2:09.670] [64] Tony VERRIER		[2:10.126] [8] Graham WALSH
25 [2:06.877] [2] Paul GOLDING		26 [2:07.435] [62] Tom CHATTERWAY
23 [2:04.384] [95] Gavin KIRBY		24 [2:06.256] [25] Tess HOWELL
21 [2:02.927] [9] Martin ROBERTS		22 [2:03.630] [99] James KNIGHT
19 [2:02.629] [69] Paul HARDING		20 [2:02.769] [44] Andy GORDON
17 [2:01.270] [33] Michael EDWARDS		18 [2:02.118] [14] Hans BAUMUARDT
15 [1:58.802] [27] Jez BRAKER		16 [2:01.008] [24] Doug SETTERS
13 [1:58.306] [3] Christian WATKINS		14 [1:58.396] [82] David SKEGGS
11 [1:55.520] [51] David HARVEY		12 [1:55.984] [81] Neil McKEAN
9 [1:54.539] [67] Andrew KELL		10 [1:55.365] [40] Nick KAYE
7 [1:54.368] [58] Simon SCUFFHAM		8 [1:54.422] [18] Steve WILLIAMS
5 [1:52.288] [21] Scott FITZGERALD		6 [1:52.840] [11] Russell TREASURE
3 [1:49.627] [88] Chris RANDALL		4 [1:49.760] [6] Andrew WALSH
1		2

Grid For Race 1 (amended)

MG Car Club Summer Race Meeting

Sorted on Laps

Jigsaw TR/TSSC

Oulton Park International 2.692 Miles

Race 1

19/05/2007 12:59

Race (15:00 Time)

Pos	No.	Name	Class	Laps	Diff	Total Tm	Best Tm Car	
1	48	Ian AGNEW	D - TR	2	-	4:58.647	2:23.392	Triumph TR7 V8
2	6	Steve CRANE	F - TR	2	+1.181	4:59.828	2:23.853	Triumph TR7 V8
3	41	Mark HUMPHRIES	D - TR	2	+2.461	5:01.108	2:21.615	Triumph TR7 V8
4	7	Martyn ADAMS	F - TR	2	+16.362	5:15.009	2:33.229	Triumph TR7
5	60	Simon CONGDON	C - TR	2	+18.920	5:17.567	2:31.429	Triumph Spitfire
6	50	Andy VOWELL	C - TR	2	+19.630	5:18.277	2:31.196	Triumph Spitfire
7	21	Nigel GIBBINS	A - TR	2	+21.651	5:20.298	2:36.507	Triumph Spitfire
8	97	Steve SMALL	D - TR	2	+26.763	5:25.410	2:36.687	Triumph TR7
9	17	Craig JEPSON	D - TR	2	+31.707	5:30.354	2:29.568	Triumph TR7 V8
10	20	John YARNELL	A - TR	2	+50.633	5:49.280	2:49.221	Triumph Spitfire
11	43	Michael DAVIS	A - TR	2	+55.943	5:54.590	2:54.138	Triumph Spitfire
12	51	Ian SMYTHE	C - TR	2	+1:12.693	6:11.340	3:01.912	Triumph Spitfire

Not classified (80% = 1 Laps)

13	92	Pete KENNERLY	E - TR	0	2 Laps	4.010	----	Triumph TR4
DQ	56	Clive GIMSON	C - TR	2	-	5:16.659	2:31.559	Triumph GT6

Margin of Victory	Avg. Speed	Best Lap Tm	Best Spd	Best Lap by
+1.181	64.901	2:21.615	68.433	[41] Mark HUMPHRIES

Printed: 19/05/2007 12:16:55

Licensed to: MST Sports Timing Ltd

Chief Timekeeper

Orbits 3

Clerk of Course

www.amb-it.com

www.mylaps.com

Jigsaw TR/TSSC**Oulton Park International 2.692 Miles****Race 1****19/05/2007 12:59****Race (15:00 Time)**

Competitors	Laps		
	0	1	2
Steve CRANE (6)	1	6	48 48
Ian AGNEW (48)	2	48	6 6
Martyn ADAMS (7)	3	7	97 41
Steve SMALL (97)	4	97	41 7
Mark HUMPHRIES (41)	5	41	7 56
Pete KENNERLY (92)	6	92	21 60
Nigel GIBBINS (21)	7	21	56 50
Clive GIMSON (56)	8	56	60 21
Andy VOWELL (50)	9	50	50 97
Craig JEPSON (17)	10	17	20 17
Simon CONGDON (60)	11	60	43 20
John YARNELL (20)	12	20	17 43
Michael DAVIS (43)	13	43	51 51
Ian SMYTHE (51)	14	51	

MG Car Club Summer Race Meeting

Jigsaw TR/TSSC

Oulton Park International 2.692 Miles

Qualifying

19/05/2007 09:30

Qualify (15:00 Time)

(6) Steve CRANE			5	2:09.245	+0.665	(20) John YARNELL		
1	-:---		6	2:09.486	+0.906	1	-:---	
2	2:18.602	+15.547	7	2:11.779	+3.199	2	2:30.342	+8.894
3	2:14.113	+11.058	(21) Nigel GIBBINS			3	2:24.426	+2.978
4	2:09.003	+5.948	1	-:---		4	2:23.332	+1.884
5	2:05.304	+2.249	2	2:48.782	+37.942	5	2:22.495	+1.047
6	2:03.055	-	3	2:15.042	+4.202	6	2:21.508	+0.060
7	2:03.621	+0.566	4	2:14.055	+3.215	7	2:21.448	-
(48) Ian AGNEW			5	2:11.483	+0.643	(51) Ian SMYTHE		
1	-:---		6	2:12.206	+1.366	1	-:---	
2	2:20.176	+16.595	7	2:10.840	-	2	2:34.632	+10.219
3	2:16.679	+13.098	(56) Clive GIMSON			3	2:30.470	+6.057
4	2:08.892	+5.311	1	-:---		4	2:27.920	+3.507
5	2:05.725	+2.144	2	2:22.209	+11.235	5	2:26.566	+2.153
6	2:04.255	+0.674	3	2:17.004	+6.030	6	2:24.413	-
7	2:03.581	-	4	2:12.182	+1.208	(43) Michael DAVIS		
(7) Martyn ADAMS			5	2:11.127	+0.153	1	-:---	
1	-:---		6	2:12.393	+1.419	2	2:35.194	+5.420
2	2:19.212	+13.593	7	2:10.974	-	3	2:32.172	+2.398
3	2:12.826	+7.207	(50) Andy VOWELL			4	2:31.043	+1.269
4	2:07.822	+2.203	1	-:---		5	2:31.020	+1.246
5	2:06.880	+1.261	2	2:22.414	+10.774	6	2:29.774	-
6	2:06.529	+0.910	3	2:17.507	+5.867	(97) Steve SMALL		
7	2:05.619	-	4	2:17.756	+6.116	1	-:---	
(92) Pete KENNERLY			5	2:18.850	+7.210	2	2:32.535	+25.788
1	-:---		6	2:13.062	+1.422	3	2:24.448	+17.701
2	2:32.535	+25.788	7	2:11.640	-	4	2:10.555	+3.808
3	2:24.448	+17.701	(17) Craig JEPSON			5	2:09.207	+2.460
4	2:10.555	+3.808	1	-:---		6	2:09.087	+2.340
5	2:09.207	+2.460	2	2:19.018	+6.495	7	2:06.747	-
6	2:09.087	+2.340	3	2:15.256	+2.733	(92) Pete KENNERLY		
7	2:06.747	-	4	2:12.523	-	1	-:---	
(97) Steve SMALL			5	2:14.134	+1.611	2	2:11.232	+2.758
1	-:---		6	2:15.098	+2.575	3	2:10.856	+2.382
2	2:32.535	+25.788	7	2:12.862	+0.339	4	2:08.474	-
3	2:24.448	+17.701	(60) Simon CONGDON			5	2:10.361	+1.887
4	2:10.555	+3.808	1	-:---		(41) Mark HUMPHRIES		
5	2:09.207	+2.460	2	2:27.757	+12.591	1	-:---	
6	2:09.087	+2.340	3	2:23.411	+8.245	2	2:17.711	+9.131
7	2:06.747	-	4	2:19.255	+4.089	3	2:11.545	+2.965
(92) Pete KENNERLY			5	2:18.182	+3.016	4	2:08.580	-
1	-:---		6	2:15.680	+0.514	(41) Mark HUMPHRIES		
2	2:11.232	+2.758	7	2:15.166	-	1	-:---	
3	2:10.856	+2.382	(60) Simon CONGDON			2	2:17.711	+9.131
4	2:08.474	-	1	-:---		3	2:11.545	+2.965
5	2:10.361	+1.887	2	2:27.757	+12.591	4	2:08.580	-
(41) Mark HUMPHRIES			3	2:23.411	+8.245	(41) Mark HUMPHRIES		
1	-:---		4	2:19.255	+4.089	1	-:---	
2	2:17.711	+9.131	5	2:18.182	+3.016	2	2:17.711	+9.131
3	2:11.545	+2.965	6	2:15.680	+0.514	3	2:11.545	+2.965
4	2:08.580	-	7	2:15.166	-	4	2:08.580	-

Thoroughbred Sports Cars

Oulton Park International 2.692 Miles

Qualifying

19/05/2007 09:50

Qualify (15:00 Time)

Pos	No.	Name	Class	Best Tm	Diff	Best Spd	In Lap Car
1	85	Andy GREEN	TSD	1:58.631	-	81.692	6 Morgan Plus 8
2	95	Steve WATTON	TSD	1:58.678	+0.047	81.660	7 TVR Griffith
3	13	Chris ACKMAN	TSD	1:59.666	+1.035	80.985	7 Morgan Plus 8
4	4	Peter HISCOCKS	TSA	2:01.046	+2.415	80.062	3 MGA
5	87	Tony LEES	TSD	2:02.119	+3.488	79.359	6 Morgan Plus 10
6	86	Richard PLANT	TSD	2:02.292	+3.661	79.246	4 Morgan Plus 9
7	46	Simon OREBI GANN	TSC	2:02.664	+4.033	79.006	7 Morgan Roadster
8	97	Roger CONNEL	TSD	2:02.741	+4.110	78.957	7 TVR Griffith
9	78	Dave MCDONALD	TSC	2:03.152	+4.521	78.693	7 Triumph TR6
10	1	Mike HAZLEWOOD	TSC	2:03.211	+4.580	78.655	6 Triumph TR6
11	49	Philip GODDARD	TSC	2:03.694	+5.063	78.348	7 Morgan Plus 9
12	28	Sharlie GODDARD	TSC	2:06.139	+7.508	76.830	6 Morgan Plus 8
13	61	David BROOKE	TSC	2:06.971	+8.340	76.326	7 MGB GT
14	75	Steve CHAPMAN	TSC	2:08.139	+9.508	75.630	7 Triumph TR4
15	48	Joe PARRINGTON	TSB	2:08.278	+9.647	75.548	7 MG B GT V8
16	72	Bob LINES	TSC	2:08.675	+10.044	75.315	7 Jaguar D Type
17	60	Nick McCAFFREY	TSC	2:09.817	+11.186	74.653	7 Jaguar E Type
18	73	Tim BURNETT	TSC	2:10.591	+11.960	74.210	6 Jaguar D Type
19	25	Ronald WATT	TSB	2:11.525	+12.894	73.683	4 MGB GT V8
20	58	Jeremy KNIGHT	TSC	2:13.638	+15.007	72.518	6 Jaguar D Type
21	89	John EMBERTON	TSD	2:17.372	+18.741	70.547	7 Morgan Roadster
22	20	Edwin DRIVER	TSA	2:24.288	+25.657	67.166	3 Triumph TR2
23	51	Russell McCARTHY	TSB	-.---	-	-	1 MGB

Announcements

Car's 20 and 92 Please fit transponders

MG Car Club Summer Race Meeting

Thoroughbred Sports Cars

Oulton Park International 2.692 Miles

Qualifying Race 2 Amended

19/05/2007 09:50

Qualify (15:00 Time)

(85) Andy GREEN			(46) Simon OREBI GANN			(61) David BROOKE			(73) Tim BURNETT		
1	-:--		1	-:--		1	-:--		1	-:--	
2	2:03.353	+4.722	2	2:09.421	+6.757	2	2:09.503	+3.364	2	2:11.704	+1.887
3	2:01.513	+2.882	3	2:07.174	+4.510	3	2:07.805	+1.666	3	2:06.516	+0.377
4	2:01.117	+2.486	4	2:05.598	+2.934	4	2:11.701	+5.562	4	2:06.139	-
5	1:58.940	+0.309	5	2:05.696	+3.032	5	2:06.516	+0.377	5	2:07.235	+1.096
6	1:58.631	-	6	2:04.847	+2.183	6	2:07.235	+1.096	6	2:11.834	+2.017
7	2:02.377	+3.746	7	2:02.664	-	7	2:07.235	+1.096	7	2:11.704	+1.887
8	1:59.987	+1.356	8	2:04.117	+1.453						
(95) Steve WATTON			(97) Roger CONNELL			(75) Steve CHAPMAN			(25) Ronald WATT		
1	-:--		1	-:--		1	-:--		1	-:--	
2	2:06.042	+7.364	2	2:08.708	+5.967	2	2:18.779	+11.808	2	2:17.221	+5.696
3	2:00.961	+2.283	3	2:07.065	+4.324	3	2:11.839	+4.868	3	2:13.823	+2.298
4	2:00.620	+1.942	4	2:05.332	+2.591	4	2:10.198	+3.227	4	2:11.525	-
5	1:58.962	+0.284	5	2:06.098	+3.357	5	2:08.974	+2.003	5	2:14.036	+2.511
6	1:58.850	+0.172	6	2:04.214	+1.473	6	2:07.511	+0.540	6	2:12.116	+0.591
7	1:58.678	-	7	2:02.741	-	7	2:06.971	-	7	2:11.906	+0.381
(13) Chris ACKMAN			(78) Dave MCDONALD			(48) Joe PARRINGTON			(58) Jeremy KNIGHT		
1	-:--		1	-:--		1	-:--		1	-:--	
2	2:06.994	+7.328	2	2:15.525	+12.373	2	2:18.472	+10.333	2	2:24.869	+11.231
3	2:03.871	+4.205	3	2:07.937	+4.785	3	2:15.354	+7.215	3	2:14.279	+0.641
4	2:02.422	+2.756	4	2:04.654	+1.502	4	2:14.364	+6.225	4	2:13.749	+0.111
5	2:00.551	+0.885	5	2:17.615	+14.463	5	2:10.239	+2.100	5	2:17.588	+3.950
6	2:02.188	+2.522	6	2:07.353	+4.201	6	2:08.500	+0.361	6	2:13.638	-
7	1:59.666	-	7	2:03.152	-	7	2:08.139	-	7	2:16.019	+2.381
8	2:00.786	+1.120				(48) Joe PARRINGTON			(89) John EMBERTON		
(87) Tony LEES			(1) Mike HAZLEWOOD			(72) Bob LINES			(89) John EMBERTON		
1	-:--		1	-:--		1	-:--		1	-:--	
2	2:05.631	+3.512	2	2:09.239	+6.028	2	2:16.477	+8.199	2	2:28.155	+10.783
3	2:03.803	+1.684	3	2:07.067	+3.856	3	2:12.453	+4.175	3	2:21.461	+4.089
4	2:03.323	+1.204	4	2:05.455	+2.244	4	2:11.006	+2.728	4	2:20.936	+3.564
5	2:02.363	+0.244	5	2:07.253	+4.042	5	2:09.884	+1.606	5	2:18.947	+1.575
6	2:02.119	-	6	2:03.211	-	6	2:09.252	+0.974	6	2:13.638	-
7	2:02.502	+0.383	7	2:03.211	-	7	2:08.278	-	7	2:16.019	+2.381
8	2:02.419	+0.300				(72) Bob LINES			(89) John EMBERTON		
(86) Richard PLANT			(49) Philip GODDARD			(4) Peter HISCOCKS			(89) John EMBERTON		
1	-:--		1	-:--		1	-:--		1	-:--	
2	2:06.133	+3.841	2	2:07.371	+3.677	2	2:22.001	+13.326	2	2:30.334	+12.654
3	2:03.284	+0.992	3	2:04.436	+0.742	3	2:13.948	+5.273	3	2:01.046	-16.634
4	2:02.292	-	4	2:08.957	+5.263	4	2:11.712	+3.037	4	2:39.591	+21.911
5	2:08.172	+5.880	5	2:04.033	+0.339	5	2:11.272	+2.597	5	2:19.125	+1.445
6	2:03.768	+1.476	6	2:05.699	+2.005	6	2:10.710	+2.035	6	2:20.876	+3.196
7	2:04.684	+2.392	7	2:03.694	-	7	2:08.675	-	7	2:17.680	-
8	2:12.139	+9.847				(60) Tony RIVERS			(20) Edwin DRIVER		
(86) Richard PLANT			(28) Sharlie GODDARD			(60) Tony RIVERS			(20) Edwin DRIVER		
1	-:--		1	-:--		1	-:--		1	-:--	
2	2:06.133	+3.841	2	2:07.371	+3.677	2	2:18.469	+8.652	2	2:17.680	-
3	2:03.284	+0.992	3	2:04.436	+0.742	3	2:14.840	+5.023			
4	2:02.292	-	4	2:08.957	+5.263	4	2:14.394	+4.577			
5	2:08.172	+5.880	5	2:04.033	+0.339						
6	2:03.768	+1.476	6	2:05.699	+2.005						
7	2:04.684	+2.392	7	2:03.694	-						
8	2:12.139	+9.847									

MG Car Club Summer Race Meeting

Thoroughbred Sports Cars

Oulton Park International 2.692 Miles

Qualifying Race 2 Amended

19/05/2007 09:50

Qualify (15:00 Time)

1	-:---	
2	2:24.429	+0.141
3	2:24.288	-

(92) Roy McCARTHY

1	-:---	
2	2:29.017	-3:58:25.758

MG Car Club Summer Race Meeting

Thoroughbred Sports Cars

Oulton Park International 2.692 Miles

Qualifying Race 2 Amended

19/05/2007 09:50

Qualify (15:00 Time)

12
11
10
9
8
7
6
5
4
3
2
1

[92] Roy McCARTHY	[2:24.288] [20] Edwin DRIVER
23 [2:17.680] [4] Peter HISCOCKS	22 [2:17.372] [89] John EMBERTON
21 [2:13.638] [58] Jeremy KNIGHT	20 [2:11.525] [25] Ronald WATT
19 [2:10.591] [73] Tim BURNETT	18 [2:09.817] [60] Nick McCAFFREY
17 [2:08.675] [72] Bob LINES	16 [2:08.278] [48] Joe PARRINGTON
15 [2:08.139] [75] Steve CHAPMAN	14 [2:06.971] [61] David BROOKE
13 [2:06.139] [28] Sharlie GODDARD	12 [2:03.694] [49] Philip GODDARD
11 [2:03.211] [1] Mike HAZLEWOOD	10 [2:03.152] [78] Dave MCDONALD
9 [2:02.741] [97] Roger CONNEL	8 [2:02.664] [46] Simon OREBI GANN
7 [2:02.292] [86] Richard PLANT	6 [2:02.119] [87] Tony LEES
5 [1:59.666] [13] Chris ACKMAN	4 [1:58.678] [95] Steve WATTON
3 [1:58.631] [85] Andy GREEN	2
1	

Grid For Race 2 Amended

MG Car Club Summer Race Meeting

Sorted on Laps

Thoroughbred Sports Cars

Oulton Park International 2.692 Miles

Race 2

19/05/2007 13:57

Race (15:00 Time)

Pos	No.	Name	Class	Laps	Diff	Total Tm	Best Tm Car
1	85	Andy GREEN	TSD	8	-	15:55.772	1:57.530 Morgan Plus 8
2	92	Roy McCARTHY	TSD	8	+0.606	15:56.378	1:57.006 MGB GT V8
3	13	Chris ACKMAN	TSD	8	+10.745	16:06.517	1:59.051 Morgan Plus 8
4	87	Tony LEES	TSD	8	+11.020	16:06.792	1:58.744 Morgan Plus 10
5	95	Steve WATTON	TSD	8	+16.595	16:12.367	1:58.379 TVR Griffith
6	1	Mike HAZLEWOOD	TSC	8	+40.557	16:36.329	2:01.649 Triumph TR6
7	86	Richard PLANT	TSD	8	+42.191	16:37.963	2:01.379 Morgan Plus 9
8	97	Roger CONNEL	TSD	8	+50.682	16:46.454	2:04.128 TVR Griffith
9	49	Philip GODDARD	TSC	8	+51.533	16:47.305	2:04.274 Morgan Plus 9
10	46	Simon OREBI GANN	TSC	8	+52.285	16:48.057	2:03.173 Morgan Roadster
11	78	Dave MCDONALD	TSC	8	+1:02.681	16:58.453	2:03.952 Triumph TR6
12	61	David BROOKE	TSC	8	+1:15.149	17:10.921	2:06.400 MGB GT
13	48	Joe PARRINGTON	TSB	8	+1:20.181	17:15.953	2:05.900 MG B GT V8
14	28	Sharlie GODDARD	TSC	8	+1:26.791	17:22.563	2:06.718 Morgan Plus 8
15	75	Steve CHAPMAN	TSC	8	+1:33.125	17:28.897	2:07.592 Triumph TR4
16	72	Bob LINES	TSC	8	+1:33.452	17:29.224	2:09.255 Jaguar D Type
17	25	Ronald WATT	TSB	8	+1:35.432	17:31.204	2:08.667 MGB GT V8
18	89	John EMBERTON	TSD	8	+1:47.962	17:43.734	2:10.049 Morgan Roadster
19	58	Jeremy KNIGHT	TSC	8	+1:52.052	17:47.824	2:10.352 Jaguar D Type
20	73	Tim BURNETT	TSC	8	+3:11.168	19:06.940	2:07.735 Jaguar D Type
21	4	Peter HISCOCKS	TSA	7	1 Lap	16:12.412	2:14.889 MGA
22	20	Edwin DRIVER	TSA	7	+36.754	16:49.166	2:20.901 Triumph TR2
DNF	60	Tony RIVERS	TSC	6	2 Laps	12:39.942	2:03.284 Morgan Roadster

Margin of Victory	Avg. Speed	Best Lap Tm	Best Spd	Best Lap by
+0.606	81.117	1:57.006	82.827	[92] Roy McCARTHY

Printed: 19/05/2007 13:18:29

Licensed to: MST Sports Timing Ltd

Chief Timekeeper

Orbits 3

Clerk of Course

www.amb-it.com

www.mylaps.com


Thoroughbred Sports Cars

Oulton Park International 2.692 Miles

Race 2

19/05/2007 13:57

Race (15:00 Time)



Competitors	Laps									
	0	1	2	3	4	5	6	7	8	
Andy GREEN (85)	1	85	95	95	95	95	85	85	85	85
Steve WATTON (95)	2	95	85	85	85	85	95	95	95	92
Chris ACKMAN (13)	3	13	13	13	92	92	92	92	92	13
Tony LEES (87)	4	87	87	87	13	13	13	13	13	87
Simon OREBI GANN (46)	5	46	97	92	87	87	87	87	87	95
Edwin DRIVER (20)	6	20	92	97	97	97	1	1	1	1
Richard PLANT (86)	7	86	49	49	86	1	97	86	86	86
Roger CONNELL (97)	8	97	86	86	1	86	86	97	97	97
Philip GODDARD (49)	9	49	1	1	49	49	49	49	49	49
Dave MCDONALD (78)	10	78	78	78	78	46	46	46	46	46
Mike HAZLEWOOD (1)	11	1	46	46	46	60	60	60	78	78
David BROOKE (61)	12	61	72	60	60	78	78	78	61	61
Sharlie GODDARD (28)	13	28	60	72	61	61	61	61	48	48
Tony RIVERS (60)	14	60	61	61	72	48	48	48	28	28
Bob LINES (72)	15	72	48	48	48	72	72	28	72	75
Joe PARRINGTON (48)	16	48	28	28	28	28	28	72	75	72
Ronald WATT (25)	17	25	75	25	25	25	25	75	25	25
Tim BURNETT (73)	18	73	25	75	75	75	75	25	89	89
Jeremy KNIGHT (58)	19	58	73	73	58	58	58	89	58	58
Steve CHAPMAN (75)	20	75	58	58	89	89	89	58	73	73
John EMBERTON (89)	21	89	89	89	4	73	73	73	4	
Roy McCARTHY (92)	22	92	4	4	73	4	4	4	20	
Peter HISCOCKS (4)	23	4	20	20	20	20	20	20		

MG Car Club Summer Race Meeting

Thoroughbred Sports Cars

Oulton Park International 2.692 Miles

Race 2

19/05/2007 13:57

Race (15:00 Time)

	8	2:15.511	+17.132	7	2:04.530	+1.357	6	2:07.592	-		
(85) Andy GREEN				8	2:04.734	+1.561	7	2:09.089	+1.497		
1	2:05.054	+7.524	(1) Mike HAZLEWOOD				8	2:09.321	+1.729		
2	1:59.120	+1.590	1	2:10.132	+8.483	(78) Dave MCDONALD					
3	1:58.992	+1.462	2	2:04.490	+2.841	1	2:11.299	+7.347	(72) Bob LINES		
4	1:57.530	-	3	2:03.616	+1.967	2	2:04.357	+0.405	1	2:13.540	+4.285
5	1:58.124	+0.594	4	2:04.706	+3.057	3	2:04.800	+0.848	2	2:09.255	-
6	1:58.331	+0.801	5	2:03.109	+1.460	4	2:14.409	+10.457	3	2:10.366	+1.111
7	1:59.446	+1.916	6	2:01.649	-	5	2:06.014	+2.062	4	2:11.975	+2.720
8	1:59.148	+1.618	7	2:02.283	+0.634	6	2:05.352	+1.400	5	2:09.475	+0.220
			8	2:02.461	+0.812	7	2:04.636	+0.684	6	2:10.373	+1.118
(92) Roy McCARTHY			(86) Richard PLANT			8	2:03.952	-	7	2:09.271	+0.016
1	2:05.910	+8.904	1	2:10.138	+8.759	(61) David BROOKE			8	2:10.217	+0.962
2	1:57.229	+0.223	2	2:05.282	+3.903	1	2:15.567	+9.167	(25) Ronald WATT		
3	1:57.024	+0.018	3	2:03.654	+2.275	2	2:08.688	+2.288	1	2:18.872	+10.205
4	1:58.302	+1.296	4	2:05.266	+3.887	3	2:06.916	+0.516	2	2:09.267	+0.600
5	1:57.006	-	5	2:04.514	+3.135	4	2:07.534	+1.134	3	2:09.496	+0.829
6	1:59.780	+2.774	6	2:01.527	+0.148	5	2:06.928	+0.528	4	2:09.473	+0.806
7	1:57.199	+0.193	7	2:01.379	-	6	2:06.400	-	5	2:10.023	+1.356
8	1:57.591	+0.585	8	2:03.488	+2.109	7	2:07.355	+0.955	6	2:10.420	+1.753
(13) Chris ACKMAN			(97) Roger CONNELL			8	2:07.427	+1.027	7	2:09.687	+1.020
1	2:05.585	+6.534	1	2:08.790	+4.662	(48) Joe PARRINGTON			8	2:08.667	-
2	2:00.087	+1.036	2	2:05.122	+0.994	1	2:16.715	+10.815	(89) John EMBERTON		
3	1:59.467	+0.416	3	2:04.561	+0.433	2	2:09.022	+3.122	1	2:20.871	+10.822
4	1:59.874	+0.823	4	2:05.154	+1.026	3	2:08.300	+2.400	2	2:10.846	+0.797
5	1:59.051	-	5	2:04.798	+0.670	4	2:10.160	+4.260	3	2:12.130	+2.081
6	1:59.928	+0.877	6	2:06.674	+2.546	5	2:06.321	+0.421	4	2:10.049	-
7	2:00.520	+1.469	7	2:04.128	-	6	2:08.520	+2.620	5	2:11.389	+1.340
8	2:00.532	+1.481	8	2:04.476	+0.348	7	2:06.256	+0.356	6	2:11.746	+1.697
(87) Tony LEES			(49) Philip GODDARD			8	2:05.900	-	7	2:10.119	+0.070
1	2:05.407	+6.663	1	2:08.893	+4.619	(28) Sharlie GODDARD			8	2:10.832	+0.783
2	2:00.112	+1.368	2	2:05.777	+1.503	1	2:18.205	+11.487	(58) Jeremy KNIGHT		
3	2:00.688	+1.944	3	2:05.007	+0.733	2	2:09.411	+2.693	1	2:20.190	+9.838
4	1:58.955	+0.211	4	2:05.014	+0.740	3	2:07.927	+1.209	2	2:10.352	-
5	1:58.744	-	5	2:04.765	+0.491	4	2:10.458	+3.740	3	2:12.586	+2.234
6	1:59.829	+1.085	6	2:05.780	+1.506	5	2:09.362	+2.644	4	2:10.562	+0.210
7	2:00.675	+1.931	7	2:04.394	+0.120	6	2:08.279	+1.561	5	2:11.223	+0.871
8	2:00.403	+1.659	8	2:04.274	-	7	2:06.718	-	6	2:13.358	+3.006
(95) Steve WATTON			(46) Simon OREBI GANN			8	2:07.798	+1.080	7	2:11.488	+1.136
1	2:02.745	+4.366	1	2:13.583	+10.410	(75) Steve CHAPMAN			8	2:12.482	+2.130
2	1:58.660	+0.281	2	2:04.214	+1.041	1	2:17.629	+10.037	(73) Tim BURNETT		
3	1:58.697	+0.318	3	2:03.975	+0.802	2	2:10.666	+3.074	1	2:19.987	+12.252
4	1:59.009	+0.630	4	2:05.648	+2.475	3	2:12.273	+4.681	2	2:09.245	+1.510
5	2:00.046	+1.667	5	2:03.173	-	4	2:08.309	+0.717	3	2:33.166	+25.431
6	1:58.379	-	6	2:05.683	+2.510	5	2:08.328	+0.736	4	2:14.502	+6.767
7	1:59.278	+0.899									

Printed: 19/05/2007 14:04:39

Licensed to: MST Sports Timing Ltd

Chief Timekeeper

Orbits 3

Clerk of Course

www.amb-it.com

www.mylaps.com

MG Car Club Summer Race Meeting

Thoroughbred Sports Cars

Oulton Park International 2.692 Miles

Race 2

19/05/2007 13:57

Race (15:00 Time)

5	2:09.789	+2.054
6	2:07.735	-
7	2:08.175	+0.440
8	3:19.016	+1:11.281

(4) Peter HISCOCKS

1	2:23.210	+8.321
2	2:18.102	+3.213
3	2:18.475	+3.586
4	2:15.498	+0.609
5	2:15.646	+0.757
6	2:14.889	-
7	2:19.604	+4.715

(20) Edwin DRIVER

1	2:29.119	+8.218
2	2:20.901	-
3	2:21.134	+0.233
4	2:22.214	+1.313
5	2:25.282	+4.381
6	2:23.314	+2.413
7	2:24.684	+3.783

(60) Tony RIVERS

1	2:14.071	+10.787
2	2:05.448	+2.164
3	2:04.539	+1.255
4	2:04.489	+1.205
5	2:03.284	-
6	2:03.481	+0.197

Lotus on Track Elise

Oulton Park International 2.692 Miles

Qualifying

19/05/2007 10:11

Qualify (15:00 Time)

Pos	No.	Name	Class	Best Tm	Diff	Best Spd	In Lap Car
1	88	Chris RANDALL	C - Lotus	1:49.627	-	88.402	8 Lotus Exige S1
2	6	Andrew WALSH	C - Lotus	1:49.760	+0.133	88.294	4 Lotus Elise S1
3	21	Scott FITZGERALD	B - Lotus	1:52.288	+2.661	86.307	6 Lotus Exige S1
4	11	Russell TREASURE	C - Lotus	1:52.840	+3.213	85.884	6 Lotus Exige
5	58	Simon SCUFFHAM	C - Lotus	1:54.368	+4.741	84.737	6 Lotus Elise
6	18	Steve WILLIAMS	B - Lotus	1:54.422	+4.795	84.697	4 Lotus Elise S1
7	67	Andrew KELL	C - Lotus	1:54.539	+4.912	84.610	8 Lotus Elise S2
8	40	Nick KAYE	C - Lotus	1:55.365	+5.738	84.005	8 Lotus Elise
9	51	David HARVEY	D - Lotus	1:55.520	+5.893	83.892	3 Lotus 340R
10	81	Neil McKEAN	B - Lotus	1:55.984	+6.357	83.556	8 Lotus Elise
11	77	Christopher PEARSON	B - Lotus	1:57.517	+7.890	82.466	6 Lotus Elise
12	3	Christian WATKINS	B - Lotus	1:58.306	+8.679	81.916	6 Lotus Elise
13	82	David SKEGGS	B - Lotus	1:58.396	+8.769	81.854	6 Lotus Elise
14	27	Jez BRAKER	B - Lotus	1:58.802	+9.175	81.574	7 Lotus Elise S1
15	24	Doug SETTERS	C - Lotus	2:01.008	+11.381	80.087	7 Lotus Elise
16	33	Michael EDWARDS	A - Lotus	2:01.270	+11.643	79.914	7 Lotus Elise
17	14	Hans BAUMUARDT	A - Lotus	2:02.118	+12.491	79.359	5 Lotus Elise S2
18	69	Paul HARDING	A - Lotus	2:02.629	+13.002	79.029	5 Lotus Elise
19	44	Andy GORDON	A - Lotus	2:02.769	+13.142	78.938	5 Lotus Elise
20	9	Martin ROBERTS	A - Lotus	2:02.927	+13.300	78.837	6 Lotus Elise 135R
21	99	James KNIGHT	A - Lotus	2:03.630	+14.003	78.389	7 Lotus Elise
22	95	Gavin KIRBY	A - Lotus	2:04.384	+14.757	77.914	2 Lotus Exige S2
23	25	Tess HOWELL	A - Lotus	2:06.256	+16.629	76.758	7 Lotus Exige
24	2	Paul GOLDING	A - Lotus	2:06.877	+17.250	76.383	7 Lotus Elise Sport 160
25	62	Tom CHATTERWAY	A - Lotus	2:07.435	+17.808	76.048	5 Vauxhall VX220
26	64	Tony VERRIER	A - Lotus	2:09.670	+20.043	74.737	4 Vauxhall VX220
27	8	Graham WALSH	A - Lotus	2:10.126	+20.499	74.476	7 Lotus Elise
28	61	John THORNE	C - Lotus	2:48.901	+59.274	57.378	2 Vauxhall VX220

Announcements

Car's 21 and 25 Please fit transponders.

MG Car Club Summer Race Meeting

Thoroughbred Sports Cars

Oulton Park International 2.692 Miles

Qualifying

19/05/2007 09:50

Qualify (15:00 Time)

<u>(85) Andy GREEN</u>			<u>(86) Richard PLANT</u>			<u>(60) Nick McCAFFREY</u>		
1	-:--		1	-:--		5	2:11.272	+2.597
2	2:03.353	+4.722	2	2:06.133	+3.841	6	2:10.710	+2.035
3	2:01.513	+2.882	3	2:03.284	+0.992	7	2:08.675	-
4	2:01.117	+2.486	4	2:02.292	-			
5	1:58.940	+0.309	5	2:08.172	+5.880			
6	1:58.631	-	6	2:03.768	+1.476			
7	2:02.377	+3.746	7	2:04.684	+2.392			
8	1:59.987	+1.356	8	2:12.139	+9.847			
<u>(95) Steve WATTON</u>			<u>(46) Simon OREBI GANN</u>			<u>(28) Sharlie GODDARD</u>		
1	-:--		1	-:--		1	-:--	
2	2:06.042	+7.364	2	2:09.421	+6.757	2	2:09.503	+3.364
3	2:00.961	+2.283	3	2:07.174	+4.510	3	2:07.805	+1.666
4	2:00.620	+1.942	4	2:05.598	+2.934	4	2:11.701	+5.562
5	1:58.962	+0.284	5	2:05.696	+3.032	5	2:06.516	+0.377
6	1:58.850	+0.172	6	2:04.847	+2.183	6	2:06.139	-
7	1:58.678	-	7	2:02.664	-	7	2:07.235	+1.096
<u>(13) Chris ACKMAN</u>			<u>(97) Roger CONNELL</u>			<u>(61) David BROOKE</u>		
1	-:--		1	-:--		1	-:--	
2	2:06.994	+7.328	2	2:08.708	+5.967	2	2:18.779	+11.808
3	2:03.871	+4.205	3	2:07.065	+4.324	3	2:11.839	+4.868
4	2:02.422	+2.756	4	2:05.332	+2.591	4	2:10.198	+3.227
5	2:00.551	+0.885	5	2:06.098	+3.357	5	2:08.974	+2.003
6	2:02.188	+2.522	6	2:04.214	+1.473	6	2:07.511	+0.540
7	1:59.666	-	7	2:02.741	-	7	2:06.971	-
8	2:00.786	+1.120	8	2:03.361	+0.620	<u>(75) Steve CHAPMAN</u>		
<u>(4) Peter HISCOCKS</u>			<u>(78) Dave MCDONALD</u>			<u>(75) Steve CHAPMAN</u>		
1	-:--		1	-:--		1	-:--	
2	2:30.334	+29.288	2	2:15.525	+12.373	2	2:18.472	+10.333
3	2:01.046	-	3	2:07.937	+4.785	3	2:15.354	+7.215
4	2:39.591	+38.545	4	2:04.654	+1.502	4	2:14.364	+6.225
5	2:19.125	+18.079	5	2:17.615	+14.463	5	2:10.239	+2.100
6	2:20.876	+19.830	6	2:07.353	+4.201	6	2:08.500	+0.361
7	2:17.680	+16.634	7	2:03.152	-	7	2:08.139	-
<u>(87) Tony LEES</u>			<u>(1) Mike HAZLEWOOD</u>			<u>(48) Joe PARRINGTON</u>		
1	-:--		1	-:--		1	-:--	
2	2:05.631	+3.512	2	2:09.239	+6.028	2	2:16.477	+8.199
3	2:03.803	+1.684	3	2:07.067	+3.856	3	2:12.453	+4.175
4	2:03.323	+1.204	4	2:05.455	+2.244	4	2:11.006	+2.728
5	2:02.363	+0.244	5	2:07.253	+4.042	5	2:09.884	+1.606
6	2:02.119	-	6	2:03.211	-	6	2:09.252	+0.974
7	2:02.502	+0.383	7	2:03.211	-	7	2:08.278	-
8	2:02.419	+0.300	<u>(49) Philip GODDARD</u>			<u>(72) Bob LINES</u>		
<u>(87) Tony LEES</u>			<u>(49) Philip GODDARD</u>			<u>(72) Bob LINES</u>		
1	-:--		1	-:--		1	-:--	
2	2:05.631	+3.512	2	2:09.239	+6.028	2	2:22.001	+13.326
3	2:03.803	+1.684	3	2:07.067	+3.856	3	2:13.948	+5.273
4	2:03.323	+1.204	4	2:05.455	+2.244	4	2:11.712	+3.037
5	2:02.363	+0.244	5	2:07.253	+4.042	<u>(89) John EMBERTON</u>		
6	2:02.119	-	6	2:03.211	-	1	-:--	
7	2:02.502	+0.383	7	2:03.211	-	2	2:28.155	+10.783
8	2:02.419	+0.300	<u>(89) John EMBERTON</u>			3	2:21.461	+4.089
<u>(87) Tony LEES</u>			<u>(89) John EMBERTON</u>			4	2:20.936	+3.564
1	-:--		1	-:--		5	2:18.947	+1.575
2	2:05.631	+3.512	2	2:09.239	+6.028	6	2:18.280	+0.908
3	2:03.803	+1.684	3	2:07.067	+3.856	7	2:17.372	-
4	2:03.323	+1.204	4	2:05.455	+2.244	<u>(20) Edwin DRIVER</u>		
5	2:02.363	+0.244	5	2:07.253	+4.042	<u>(20) Edwin DRIVER</u>		
6	2:02.119	-	6	2:03.211	-	<u>(20) Edwin DRIVER</u>		
7	2:02.502	+0.383	7	2:03.211	-	<u>(20) Edwin DRIVER</u>		
8	2:02.419	+0.300	<u>(89) John EMBERTON</u>			<u>(20) Edwin DRIVER</u>		

MG Car Club Summer Race Meeting

Thoroughbred Sports Cars

Oulton Park International 2.692 Miles

Qualifying

19/05/2007 09:50

Qualify (15:00 Time)

1	-:--	
2	2:24.429	+0.141
3	2:24.288	-

(51) Russell McCARTHY

1	-:--	
---	------	--

MG Car Club Summer Race Meeting

Lotus on Track Elise

Oulton Park International 2.692 Miles

Qualifying

19/05/2007 10:11

Qualify (15:00 Time)

14
13
12
11
10
9
8
7
6
5
4
3
2
1

[2:48.901] [61] John THORNE		
27 [2:09.670] [64] Tony VERRIER		[2:10.126] [8] Graham WALSH
25 [2:06.877] [2] Paul GOLDING		26 [2:07.435] [62] Tom CHATTERWAY
23 [2:04.384] [95] Gavin KIRBY		24 [2:06.256] [25] Tess HOWELL
21 [2:02.927] [9] Martin ROBERTS		22 [2:03.630] [99] James KNIGHT
19 [2:02.629] [69] Paul HARDING		20 [2:02.769] [44] Andy GORDON
17 [2:01.270] [33] Michael EDWARDS		18 [2:02.118] [14] Hans BAUMUARDT
15 [1:58.802] [27] Jez BRAKER		16 [2:01.008] [24] Doug SETTERS
13 [1:58.306] [3] Christian WATKINS		14 [1:58.396] [82] David SKEGGS
11 [1:55.520] [51] David HARVEY		12 [1:55.984] [81] Neil McKEAN
9 [1:54.539] [67] Andrew KELL		10 [1:55.365] [40] Nick KAYE
7 [1:54.368] [58] Simon SCUFFHAM		8 [1:54.422] [18] Steve WILLIAMS
5 [1:52.288] [21] Scott FITZGERALD		6 [1:52.840] [11] Russell TREASURE
3 [1:49.627] [88] Chris RANDALL		4 [1:49.760] [6] Andrew WALSH
1		2

Grid For Race 3 (amended)

MG Car Club Summer Race Meeting

Sorted on Laps

Lotus on Track Elise

Oulton Park International 2.692 Miles

Race 3

19/05/2007 14:32

Race (20:00 Time)

Pos	No.	Name	Class	Laps	Diff	Total Tm	Best Tm Car
1	88	Chris RANDALL	C - Lotus	11	-	20:15.364	1:48.851 Lotus Exige S1
2	21	Scott FITZGERALD	B - Lotus	11	+29.920	20:45.284	1:52.288 Lotus Exige S1
3	67	Andrew KELL	C - Lotus	11	+48.747	21:04.111	1:52.790 Lotus Elise S2
4	58	Simon SCUFFHAM	C - Lotus	11	+49.666	21:05.030	1:53.144 Lotus Elise
5	18	Steve WILLIAMS	B - Lotus	11	+1:15.487	21:30.851	1:53.765 Lotus Elise S1
6	81	Neil McKEAN	B - Lotus	11	+1:20.784	21:36.148	1:55.827 Lotus Elise
7	82	David SKEGGS	B - Lotus	11	+1:23.092	21:38.456	1:56.191 Lotus Elise
8	40	Nick KAYE	C - Lotus	11	+1:23.335	21:38.699	1:55.400 Lotus Elise
9	51	David HARVEY	D - Lotus	11	+1:23.348	21:38.712	1:55.754 Lotus 340R
10	24	Doug SETTERS	C - Lotus	10	1 Lap	20:18.201	1:59.341 Lotus Elise
11	3	Christian WATKINS	B - Lotus	10	+2.557	20:20.758	1:56.796 Lotus Elise
12	95	Gavin KIRBY	A - Lotus	10	+8.377	20:26.578	2:00.642 Lotus Exige S2
13	14	Hans BAUMUARDT	A - Lotus	10	+8.898	20:27.099	2:00.399 Lotus Elise S2
14	33	Michael EDWARDS	A - Lotus	10	+14.566	20:32.767	2:00.439 Lotus Elise
15	44	Andy GORDON	A - Lotus	10	+40.594	20:58.795	2:02.895 Lotus Elise S1
16	69	Paul HARDING	A - Lotus	10	+40.726	20:58.927	2:02.772 Lotus Elise
17	99	James KNIGHT	A - Lotus	10	+41.702	20:59.903	2:02.313 Lotus Elise
18	2	Paul GOLDING	A - Lotus	10	+1:31.029	21:49.230	2:05.993 Lotus Elise Sport 160
19	62	Tom CHATTERWAY	A - Lotus	10	+1:37.658	21:55.859	2:07.187 Vauxhall VX220
20	8	Graham WALSH	A - Lotus	10	+1:39.085	21:57.286	2:07.247 Lotus Elise
21	64	Tony VERRIER	A - Lotus	10	+1:39.507	21:57.708	2:07.374 Vauxhall VX220

Not classified (80% = 8 Laps)

22	11	Russell TREASURE	C - Lotus	3	8 Laps	5:42.200	1:51.505 Lotus Exige
23	61	John THORNE	C - Lotus	2	9 Laps	4:17.913	2:01.743 Vauxhall VX220
24	6	Andrew WALSH	C - Lotus	1	10 Laps	1:56.915	1:56.914 Lotus Elise S1
25	27	Jez BRAKER	B - Lotus	0	11 Laps	4.457	----
26	9	Martin ROBERTS	A - Lotus	0	+1.265	5.722	---- Lotus Elise 135R
27	25	Tess HOWELL	A - Lotus	0	+1.574	6.031	---- Lotus Exige

Margin of Victory	Avg. Speed	Best Lap Tm	Best Spd	Best Lap by
+29.920	87.713	1:48.851	89.032	[88] Chris RANDALL

Printed: 19/05/2007 14:02:42

Licensed to: MST Sports Timing Ltd

Chief Timekeeper

Orbits 3

Clerk of Course

www.amb-it.com

www.mylaps.com


Lotus on Track Elise

Oulton Park International 2.692 Miles

Race 3

19/05/2007 14:32

Race (20:00 Time)



Competitors	Laps											
	0	1	2	3	4	5	6	7	8	9	10	11
Andrew WALSH (6)	1	6	88	88	88	88	88	88	88	88	88	88
Chris RANDALL (88)	2	88	11	11	11	21	21	21	21	21	21	21
Scott FITZGERALD (21)	3	21	6	21	21	18	58	58	67	67	67	67
Russell TREASURE (11)	4	11	21	18	18	58	18	67	58	58	58	58
Steve WILLIAMS (18)	5	18	18	67	67	67	67	18	18	18	18	18
Simon SCUFFHAM (58)	6	58	67	58	58	40	40	82	82	40	40	40
Andrew KELL (67)	7	67	58	40	40	82	82	81	51	82	81	81
Nick KAYE (40)	8	40	82	82	82	81	51	51	40	81	82	82
Neil McKEAN (81)	9	81	81	81	81	51	81	40	81	51	51	51
David SKEGGS (82)	10	82	40	51	51	24	24	24	24	24	24	24
David HARVEY (51)	11	51	51	24	24	95	95	95	95	3	3	3
Christian WATKINS (3)	12	3	24	14	95	33	33	33	33	95	95	95
Jez BRAKER (27)	13	27	14	95	14	14	14	14	14	14	14	14
Doug SETTERS (24)	14	24	33	33	33	69	3	3	3	33	33	33
Michael EDWARDS (33)	15	33	95	61	69	3	69	69	44	44	69	44
Hans BAUMUARDT (14)	16	14	61	69	44	44	44	44	69	69	44	69
Paul HARDING (69)	17	69	99	44	3	99	99	99	99	99	99	99
Gavin KIRBY (95)	18	95	69	99	99	2	2	2	2	2	2	2
Andy GORDON (44)	19	44	44	2	2	64	64	64	64	64	62	62
Martin ROBERTS (9)	20	9	2	3	64	8	8	8	8	62	8	8
James KNIGHT (99)	21	99	64	64	8	62	62	62	62	8	64	64
Tess HOWELL (25)	22	25	8	8	62							
John THORNE (61)	23	61	3	62								
Paul GOLDING (2)	24	2	62									
Tom CHATTERWAY (62)	25	62										
Graham WALSH (8)	26	8										
Tony VERRIER (64)	27	64										

MG Car Club Summer Race Meeting

Lotus on Track Elise

Oulton Park International 2.692 Miles

Race 3

19/05/2007 14:32

Race (20:00 Time)

			9	1:54.124	+0.980	6	2:03.198	+7.798	5	2:01.149	+0.507
(88) Chris RANDALL			10	1:53.144	-	7	1:56.792	+1.392	6	2:00.646	+0.004
1	1:53.537	+4.686	11	1:54.010	+0.866	8	1:57.294	+1.894	7	2:01.175	+0.533
2	1:49.016	+0.165				9	1:56.360	+0.960	8	2:02.874	+2.232
3	1:48.851	-	(18) Steve WILLIAMS			10	1:55.545	+0.145	9	2:00.642	-
4	1:48.963	+0.112	1	1:58.328	+4.563	11	1:55.998	+0.598	10	2:00.763	+0.121
5	1:49.357	+0.506	2	1:53.765	-						
6	1:51.199	+2.348	3	1:54.685	+0.920	(51) David HARVEY			(14) Hans BAUMUARDT		
7	1:50.015	+1.164	4	1:54.826	+1.061	1	2:02.141	+6.387	1	2:08.958	+8.559
8	1:51.187	+2.336	5	1:57.222	+3.457	2	1:58.091	+2.337	2	2:02.367	+1.968
9	1:50.750	+1.899	6	1:56.259	+2.494	3	1:56.842	+1.088	3	2:02.463	+2.064
10	1:51.753	+2.902	7	1:56.993	+3.228	4	1:55.754	-	4	2:02.341	+1.942
11	1:50.734	+1.883	8	1:59.290	+5.525	5	1:56.731	+0.977	5	2:00.607	+0.208
			9	1:58.726	+4.961	6	1:57.913	+2.159	6	2:00.399	-
(21) Scott FITZGERALD			10	1:58.045	+4.280	7	1:57.061	+1.307	7	2:00.966	+0.567
1	1:56.458	+4.170	11	2:00.516	+6.751	8	1:59.567	+3.813	8	2:02.539	+2.140
2	1:52.376	+0.088				9	1:56.731	+0.977	9	2:01.054	+0.655
3	1:52.479	+0.191	(81) Neil McKEAN			10	1:57.779	+2.025	10	2:00.447	+0.048
4	1:53.343	+1.055	1	2:00.497	+4.670	11	1:56.139	+0.385			
5	1:52.344	+0.056	2	1:57.875	+2.048				(33) Michael EDWARDS		
6	1:52.288	-	3	1:57.694	+1.867	(24) Doug SETTERS			1	2:09.207	+8.768
7	1:53.313	+1.025	4	1:56.393	+0.566	1	2:07.522	+8.181	2	2:03.074	+2.635
8	1:52.747	+0.459	5	1:57.801	+1.974	2	2:02.876	+3.535	3	2:01.750	+1.311
9	1:52.560	+0.272	6	1:57.509	+1.682	3	2:00.591	+1.250	4	2:01.398	+0.959
10	1:52.967	+0.679	7	1:58.170	+2.343	4	2:01.531	+2.190	5	2:00.439	-
11	1:52.874	+0.586	8	1:58.524	+2.697	5	2:01.329	+1.988	6	2:00.713	+0.274
			9	1:56.006	+0.179	6	2:00.829	+1.488	7	2:01.205	+0.766
(67) Andrew KELL			10	1:56.421	+0.594	7	2:00.271	+0.930	8	2:03.381	+2.942
1	1:57.898	+5.108	11	1:55.827	-	8	1:59.811	+0.470	9	2:02.274	+1.835
2	1:54.256	+1.466				9	1:59.341	-	10	2:04.381	+3.942
3	1:54.533	+1.743	(82) David SKEGGS			10	1:59.554	+0.213			
4	1:54.877	+2.087	1	1:59.855	+3.664				(44) Andy GORDON		
5	1:56.845	+4.055	2	1:57.700	+1.509	(3) Christian WATKINS			1	2:15.396	+12.501
6	1:55.746	+2.956	3	1:57.805	+1.614	1	2:28.076	+31.280	2	2:04.418	+1.523
7	1:52.790	-	4	1:56.473	+0.282	2	2:00.104	+3.308	3	2:04.815	+1.920
8	1:53.378	+0.588	5	1:57.049	+0.858	3	2:00.322	+3.526	4	2:03.876	+0.981
9	1:53.444	+0.654	6	1:57.461	+1.270	4	1:59.134	+2.338	5	2:02.895	-
10	1:54.060	+1.270	7	1:57.789	+1.598	5	1:57.536	+0.740	6	2:05.741	+2.846
11	1:53.394	+0.604	8	1:59.037	+2.846	6	1:57.197	+0.401	7	2:05.840	+2.945
			9	1:57.350	+1.159	7	1:56.796	-	8	2:03.467	+0.572
(58) Simon SCUFFHAM			10	1:57.884	+1.693	8	1:59.857	+3.061	9	2:03.269	+0.374
1	1:59.058	+5.914	11	1:56.191	-	9	1:57.199	+0.403	10	2:03.399	+0.504
2	1:53.936	+0.792				10	2:00.304	+3.508			
3	1:53.959	+0.815	(40) Nick KAYE						(69) Paul HARDING		
4	1:54.354	+1.210	1	2:01.588	+6.188	(95) Gavin KIRBY			1	2:15.503	+12.731
5	1:55.769	+2.625	2	1:56.152	+0.752	1	2:09.096	+8.454	2	2:03.079	+0.307
6	1:55.982	+2.838	3	1:57.334	+1.934	2	2:02.029	+1.387	3	2:04.009	+1.237
7	1:54.728	+1.584	4	1:55.505	+0.105	3	2:01.192	+0.550	4	2:04.004	+1.232
8	1:53.218	+0.074	5	1:55.400	-	4	2:01.468	+0.826	5	2:05.009	+2.237

Printed: 19/05/2007 14:43:39

Licensed to: MST Sports Timing Ltd

Chief Timekeeper

Clerk of Course

Orbits 3

www.amb-it.com

www.mylaps.com

MG Car Club Summer Race Meeting

Sorted on Laps

Lotus on Track Elise

Oulton Park International 2.692 Miles

Race 10

19/05/2007 18:35

Race (10 Laps)

Pos	No.	Name	Class	Laps	Diff	Total Tm	Best Tm Car
1	58	Simon SCUFFHAM	C - Lotus	10	-	19:54.272	1:50.236 Lotus Elise
2	40	Nick KAYE	C - Lotus	10	+11.231	20:05.503	1:53.550 Lotus Elise
3	81	Neil McKEAN	B - Lotus	10	+14.983	20:09.255	1:54.712 Lotus Elise
4	3	Christian WATKINS	B - Lotus	10	+26.528	20:20.800	1:56.456 Lotus Elise
5	51	David HARVEY	D - Lotus	10	+27.258	20:21.530	1:54.373 Lotus 340R
6	67	Andrew KELL	C - Lotus	10	+27.394	20:21.666	1:53.302 Lotus Elise S2
7	21	Scott FITZGERALD	B - Lotus	10	+27.581	20:21.853	1:51.215 Lotus Exige S1
8	14	Hans BAUMUARDT	A - Lotus	10	+36.497	20:30.769	2:01.342 Lotus Elise S2
9	18	Steve WILLIAMS	B - Lotus	10	+39.396	20:33.668	1:53.649 Lotus Elise S1
10	95	Gavin KIRBY	A - Lotus	10	+44.834	20:39.106	2:00.345 Lotus Exige S2
11	99	James KNIGHT	A - Lotus	10	+50.895	20:45.167	2:02.244 Lotus Elise
12	69	Paul HARDING	A - Lotus	10	+54.085	20:48.357	2:02.582 Lotus Elise
13	82	David SKEGGS	B - Lotus	10	+54.654	20:48.926	1:58.183 Lotus Elise
14	33	Michael EDWARDS	A - Lotus	10	+55.751	20:50.023	2:01.122 Lotus Elise
15	25	Tess HOWELL	A - Lotus	10	+55.872	20:50.144	2:06.132 Lotus Exige
16	8	Graham WALSH	A - Lotus	10	+56.640	20:50.912	2:06.488 Lotus Elise
17	2	Paul GOLDING	A - Lotus	10	+58.230	20:52.502	2:05.998 Lotus Elise Sport 160
18	64	Tony VERRIER	A - Lotus	10	+1:07.675	21:01.947	2:08.146 Vauxhall VX220
19	44	Andy GORDON	A - Lotus	10	+1:24.793	21:19.065	2:03.363 Lotus Elise S1

Not classified (80% = 8 Laps)

DNF	24	Doug SETTERS	C - Lotus	7	3 Laps	14:21.001	1:59.457 Lotus Elise
DNF	88	Chris RANDALL	C - Lotus	7	+21.192	14:42.193	1:48.785 Lotus Exige S1
DNF	11	Russell TREASURE	C - Lotus	5	5 Laps	11:35.618	1:52.369 Lotus Exige
DNF	62	Tom CHATTERWAY	A - Lotus	4	6 Laps	9:26.535	2:07.745 Vauxhall VX220
DNF	61	John THORNE	C - Lotus	1	9 Laps	2:16.229	2:02.047 Vauxhall VX220

Margin of Victory	Avg. Speed	Best Lap Tm	Best Spd	Best Lap by
+11.231	81.147	1:48.785	89.086	[88] Chris RANDALL

Printed: 19/05/2007 17:58:11

Licensed to: MST Sports Timing Ltd

Chief Timekeeper

Orbits 3

Clerk of Course

www.amb-it.com

www.mylaps.com


Lotus on Track Elise

Oulton Park International 2.692 Miles

Race 10

19/05/2007 18:35

Race (10 Laps)



Competitors	Laps											
	0	1	2	3	4	5	6	7	8	9	10	
James KNIGHT (99)	1	99	14	14	14	14	14	24	58	58	58	58
Paul HARDING (69)	2	69	99	99	99	99	99	14	24	81	40	40
Hans BAUMUARDT (14)	3	14	69	69	69	69	24	81	81	40	81	81
Gavin KIRBY (95)	4	95	61	24	24	24	69	58	40	3	3	3
Michael EDWARDS (33)	5	33	24	95	95	95	81	99	14	14	51	51
Andy GORDON (44)	6	44	95	33	33	33	33	69	3	51	67	67
Doug SETTERS (24)	7	24	33	44	44	81	95	40	99	67	21	21
John THORNE (61)	8	61	44	81	81	44	3	3	69	99	14	14
Neil McKEAN (81)	9	81	81	3	3	3	58	33	95	95	18	18
Christian WATKINS (3)	10	3	3	40	40	40	40	95	33	21	95	95
David SKEGGS (82)	11	82	40	51	51	58	44	88	51	33	99	99
Nick KAYE (40)	12	40	51	82	58	51	51	51	67	69	33	69
David HARVEY (51)	13	51	82	11	11	11	88	44	21	18	69	82
Steve WILLIAMS (18)	14	18	11	58	82	67	67	67	88	82	82	33
Andrew KELL (67)	15	67	58	18	18	18	18	18	18	44	44	44
Russell TREASURE (11)	16	11	18	67	67	82	82	21	82	2	25	
Simon SCUFFHAM (58)	17	58	67	88	88	88	21	82	44	25	8	
Scott FITZGERALD (21)	18	21	88	21	21	21	11	2	2	8	2	
Chris RANDALL (88)	19	88	21	62	2	2	2	25	25	64	64	
Tom CHATTERWAY (62)	20	62	62	2	8	25	25	8	8			
Tess HOWELL (25)	21	25	8	8	25	8	8	64	64			
Tony VERRIER (64)	22	64	2	25	64	64	64					
Graham WALSH (8)	23	8	64	64	62							
Paul GOLDING (2)	24	2	25									

MG Car Club Summer Race Meeting

Lotus on Track Elise

Oulton Park International 2.692 Miles

Race 10

19/05/2007 18:35

Race (10 Laps)

			<u>(51) David HARVEY</u>			1	1:57.915	+4.266	2	1:58.494	+0.311
<u>(58) Simon SCUFFHAM</u>			1	2:00.163	+5.790	2	1:53.649	-	3	1:59.153	+0.970
1	1:56.035	+5.799	2	1:56.381	+2.008	3	1:54.633	+0.984	4	1:59.374	+1.191
2	1:50.684	+0.448	3	1:56.079	+1.706	4	1:55.793	+2.144	5	1:59.859	+1.676
3	1:53.709	+3.473	4	1:56.577	+2.204	5	1:55.871	+2.222	6	1:58.769	+0.586
4	1:50.452	+0.216	5	1:56.147	+1.774	6	1:53.824	+0.175	7	2:01.396	+3.213
5	1:51.140	+0.904	6	1:56.676	+2.303	7	2:04.465	+10.816	8	1:59.460	+1.277
6	1:52.275	+2.039	7	1:56.540	+2.167	8	1:55.966	+2.317	9	1:58.422	+0.239
7	1:55.921	+5.685	8	1:58.247	+3.874	9	1:56.426	+2.777	10	1:58.183	-
8	1:52.637	+2.401	9	1:55.206	+0.833	10	1:54.961	+1.312	<u>(33) Michael EDWARDS</u>		
9	1:50.426	+0.190	10	1:54.373	-	<u>(95) Gavin KIRBY</u>			1	2:07.532	+6.410
10	1:50.236	-	<u>(67) Andrew KELL</u>			1	2:07.464	+7.119	2	2:01.785	+0.663
<u>(40) Nick KAYE</u>			1	1:58.067	+4.765	2	2:02.066	+1.721	3	2:03.055	+1.933
1	1:58.477	+4.927	2	1:54.000	+0.698	3	2:03.034	+2.689	4	2:02.371	+1.249
2	1:56.216	+2.666	3	1:54.328	+1.026	4	2:02.399	+2.054	5	2:01.224	+0.102
3	1:54.130	+0.580	4	1:55.129	+1.827	5	2:01.715	+1.370	6	2:01.122	-
4	1:55.263	+1.713	5	1:55.458	+2.156	6	2:01.061	+0.716	7	2:02.926	+1.804
5	1:54.548	+0.998	6	1:53.302	-	7	2:00.897	+0.552	8	2:04.293	+3.171
6	1:54.688	+1.138	7	1:53.824	+0.522	8	2:01.887	+1.542	9	2:03.677	+2.555
7	1:56.397	+2.847	8	1:58.281	+4.979	9	2:05.716	+5.371	10	2:09.026	+7.904
8	1:53.550	-	9	1:54.845	+1.543	10	2:00.345	-	<u>(25) Tess HOWELL</u>		
9	1:53.917	+0.367	10	1:54.138	+0.836	<u>(99) James KNIGHT</u>			1	2:12.615	+6.483
10	1:53.910	+0.360	<u>(21) Scott FITZGERALD</u>			1	2:09.992	+7.748	2	2:07.298	+1.166
<u>(81) Neil McKEAN</u>			1	1:53.018	+1.803	2	2:02.961	+0.717	3	2:07.068	+0.936
1	1:58.905	+4.193	2	1:51.220	+0.005	3	2:02.541	+0.297	4	2:07.405	+1.273
2	1:56.434	+1.722	3	1:51.215	-	4	2:03.359	+1.115	5	2:06.629	+0.497
3	1:56.582	+1.870	4	1:52.185	+0.970	5	2:02.244	-	6	2:07.947	+1.815
4	1:56.134	+1.422	5	1:52.117	+0.902	6	2:04.010	+1.766	7	2:06.132	-
5	1:56.205	+1.493	6	1:51.754	+0.539	7	2:02.805	+0.561	8	2:08.429	+2.297
6	1:56.539	+1.827	7	1:54.061	+2.846	8	2:04.949	+2.705	9	2:09.788	+3.656
7	1:58.485	+3.773	8	1:53.987	+2.772	9	2:07.944	+5.700	<u>(8) Graham WALSH</u>		
8	1:54.712	-	9	1:54.150	+2.935	10	2:04.361	+2.117	1	2:09.946	+3.458
9	1:55.220	+0.508	10	1:52.895	+1.680	<u>(69) Paul HARDING</u>			2	2:08.330	+1.842
10	1:56.434	+1.722	<u>(14) Hans BAUMJARDT</u>			1	2:10.463	+7.881	3	2:08.459	+1.971
<u>(3) Christian WATKINS</u>			1	2:07.112	+5.770	2	2:03.180	+0.598	4	2:08.445	+1.957
1	1:59.676	+3.220	2	2:02.997	+1.655	3	2:02.582	-	5	2:06.845	+0.357
2	1:57.259	+0.803	3	2:02.376	+1.034	4	2:03.363	+0.781	6	2:08.356	+1.868
3	1:56.493	+0.037	4	2:02.328	+0.986	5	2:03.832	+1.250	7	2:09.864	+3.376
4	1:56.456	-	5	2:02.140	+0.798	6	2:03.128	+0.546	8	2:07.206	+0.718
5	1:57.183	+0.727	6	2:03.083	+1.741	7	2:04.284	+1.702	9	2:06.488	-
6	1:57.584	+1.128	7	2:03.409	+2.067	8	2:06.703	+4.121	<u>(2) Paul GOLDING</u>		
7	1:58.890	+2.434	8	2:02.220	+0.878	9	2:03.678	+1.096	1	2:10.000	+4.002
8	1:58.975	+2.519	9	2:01.342	-	10	2:07.142	+4.560	2	2:06.590	+0.592
9	1:56.818	+0.362	10	2:01.784	+0.442	<u>(82) David SKEGGS</u>			3	2:08.677	+2.679
10	1:57.208	+0.752	<u>(18) Steve WILLIAMS</u>			1	2:01.468	+3.285	4	2:07.371	+1.373

Printed: 19/05/2007 18:00:00

Licensed to: MST Sports Timing Ltd

Chief Timekeeper

Orbits 3

Clerk of Course

www.amb-it.com

www.mylaps.com

MG Car Club Summer Race Meeting

Lotus on Track Elise

Oulton Park International 2.692 Miles

Race 10

19/05/2007 18:35

Race (10 Laps)

5	2:05.998	-	2	1:52.685	+0.316
6	2:07.888	+1.890	3	1:56.341	+3.972
7	2:06.862	+0.864	4	1:57.288	+4.919
8	2:08.699	+2.701	p5	2:46.323	+53.954
9	2:12.858	+6.860			

(62) Tom CHATTERWAY

1	2:09.178	+1.433
2	2:07.745	-
p3	3:33.047	+1:25.302

(61) John THORNE

1	2:02.047	-
---	----------	---

(64) Tony VERRIER

1	2:12.092	+3.946
2	2:09.137	+0.991
3	2:08.312	+0.166
4	2:08.146	-
5	2:08.426	+0.280
6	2:10.709	+2.563
7	2:11.004	+2.858
8	2:08.592	+0.446
9	2:08.637	+0.491

(44) Andy GORDON

1	2:08.549	+5.186
2	2:03.363	-
3	2:03.641	+0.278
4	2:03.862	+0.499
5	2:03.462	+0.099
6	2:03.620	+0.257
7	2:26.653	+23.290
8	2:04.888	+1.525
9	2:04.148	+0.785
10	2:03.812	+0.449

(24) Doug SETTERS

1	2:05.438	+5.981
2	2:00.171	+0.714
3	2:02.720	+3.263
4	2:00.234	+0.777
5	1:59.457	-
6	1:59.531	+0.074
7	2:00.103	+0.646

(88) Chris RANDALL

1	1:51.662	+2.877
2	1:50.128	+1.343
3	1:49.571	+0.786
4	1:48.785	-
5	1:50.815	+2.030
6	1:49.724	+0.939
p7	2:06.079	+17.294

(11) Russell TREASURE

1	1:52.369	-
---	----------	---

MG Trophy

Oulton Park International 2.692 Miles

Qualifying

19/05/2007 10:33

Qualify (15:00 Time)

Pos	No.	Name	Class	Best Tm	Diff	Best Spd	In Lap Car
1	77	Chris BRAY	B - MG Trophy	1:57.794	-	82.272	6 MG ZR
2	87	Colin ROBERTSON	B - MG Trophy	1:58.105	+0.311	82.056	8 MG ZR
3	99	Nick BARFOOT	B - MG Trophy	1:58.364	+0.570	81.876	8 MG ZR
4	1	Paul WALLACE	B - MG Trophy	1:58.779	+0.985	81.590	6 MG ZR
5	2	Malcolm GAMMONS	B - MG Trophy	1:58.784	+0.990	81.587	7 MG ZR
6	3	Dean CLEMENTS	B - MG Trophy	1:59.715	+1.921	80.952	6 MG ZR
7	8	Sean PETERS	B - MG Trophy	1:59.764	+1.970	80.919	8 MG ZR
8	79	Ben JAQUES	B - MG Trophy	2:00.031	+2.237	80.739	7 MG ZR
9	83	David COULTHARD	B - MG Trophy	2:02.501	+4.707	79.111	5 MG ZR
10	6	Goff HOLMES	A - MG Trophy	2:04.053	+6.259	78.121	7 MG TF
11	58	Ross WOODHOUSE	A - MG Trophy	2:05.243	+7.449	77.379	7 MG TF
12	44	Alistair RUSHFORTH	C - MG Trophy	2:06.881	+9.087	76.380	7 MG ZR
13	9	Robert DAY	A - MG Trophy	2:06.977	+9.183	76.322	2 MG TF
14	4	John BROWN	C - MG Trophy	2:08.811	+11.017	75.236	6 MG ZR
15	28	Dave BROWN	C - MG Trophy	2:09.485	+11.691	74.844	7 MG ZR
16	55	Rachel DAVIES	A - MG Trophy	2:10.122	+12.328	74.478	7 MG TF
17	7	Charlie BROWN	C - MG Trophy	2:10.802	+13.008	74.091	7 MG ZR
18	72	Andrew RADFORD	F - MG Trophy	2:15.323	+17.529	71.615	6 MGF VVC
19	10	Paul PHIPPS	A - MG Trophy	2:16.280	+18.486	71.112	2 MG TF
20	76	Paul RIGG	F - MG Trophy	2:17.010	+19.216	70.734	7 MGF VVC
21	5	Charles HAZEL	C - MG Trophy	2:17.212	+19.418	70.629	7 MG ZR

Announcements

Car 9 Please fit Transponder.

MG Car Club Summer Race Meeting

MG Trophy

Oulton Park International 2.692 Miles

Qualifying

19/05/2007 10:33

Qualify (15:00 Time)

(77) Chris BRAY			(3) Dean CLEMENTS			(44) Alistair RUSHFORTH			(7) Charlie BROWN		
1	-:--		1	-:--		1	-:--		1	-:--	
2	2:19.352	+21.558	2	2:03.612	+3.897	2	2:20.843	+13.962	2	2:20.667	+9.865
3	2:10.330	+12.536	3	2:07.701	+7.986	3	2:36.895	+30.014	3	2:21.400	+10.598
4	2:04.687	+6.893	4	2:03.798	+4.083	4	2:13.836	+6.955	4	2:16.454	+5.652
5	1:59.404	+1.610	5	2:05.003	+5.288	5	2:09.054	+2.173	5	2:17.170	+6.368
6	1:57.794	-	6	1:59.715	-	6	2:07.523	+0.642	6	2:12.117	+1.315
7	1:58.476	+0.682	p7	2:09.854	+10.139	7	2:06.881	-	7	2:10.802	-
(87) Colin ROBERTSON			(8) Sean PETERS			(9) Robert DAY			(72) Andrew RADFORD		
1	-:--		1	-:--		1	-:--		1	-:--	
2	2:06.656	+8.551	2	2:07.097	+7.333	2	2:06.977	-	2	2:27.362	+12.039
3	2:14.029	+15.924	3	2:09.052	+9.288	3	2:23.230	+16.253	3	2:26.036	+10.713
4	2:04.742	+6.637	4	2:04.790	+5.026	4	2:15.062	+8.085	4	2:21.340	+6.017
5	2:00.609	+2.504	5	2:03.783	+4.019	5	2:09.840	+2.863	5	2:16.888	+1.565
6	2:01.686	+3.581	6	2:00.261	+0.497	6	2:08.169	+1.192	6	2:15.323	-
7	2:02.900	+4.795	7	1:59.965	+0.201	7	2:07.918	+0.941	7	2:15.452	+0.129
8	1:58.105	-	8	1:59.764	-	(4) John BROWN			(10) Paul PHIPPS		
(99) Nick BARFOOT			(79) Ben JAQUES			(4) John BROWN			(10) Paul PHIPPS		
1	-:--		1	-:--		1	-:--		1	-:--	
2	2:05.064	+6.700	2	2:10.240	+10.209	2	2:18.251	+9.440	2	2:16.280	-
3	2:11.089	+12.725	3	2:15.117	+15.086	3	2:18.153	+9.342	3	2:18.660	+2.380
4	2:02.570	+4.206	4	2:07.734	+7.703	4	2:12.569	+3.758	(76) Paul RIGG		
5	2:03.328	+4.964	5	2:05.204	+5.173	5	2:08.915	+0.104	1	-:--	
6	1:58.675	+0.311	6	2:00.455	+0.424	6	2:08.811	-	2	2:27.209	+10.199
7	1:58.551	+0.187	7	2:00.031	-	7	2:09.542	+0.731	3	2:27.090	+10.080
8	1:58.364	-	(83) David COULTHARD			(28) Dave BROWN			(76) Paul RIGG		
(1) Paul WALLACE			(83) David COULTHARD			(28) Dave BROWN			(76) Paul RIGG		
1	-:--		1	-:--		1	-:--		1	-:--	
2	2:07.633	+8.854	2	2:07.248	+4.747	2	2:21.356	+11.871	2	2:25.448	+8.236
3	2:08.407	+9.628	3	2:10.762	+8.261	3	2:21.484	+11.999	3	2:27.460	+10.248
4	2:11.815	+13.036	4	2:07.374	+4.873	4	2:16.167	+6.682	4	2:22.195	+4.983
5	2:01.680	+2.901	5	2:02.501	-	5	2:11.479	+1.994	5	2:23.624	+6.412
6	1:58.779	-	6	2:03.027	+0.526	6	2:10.318	+0.833	6	2:20.897	+3.685
7	1:58.951	+0.172	(6) Goff HOLMES			(55) Rachel DAVIES			(5) Charles HAZEL		
8	1:59.055	+0.276	(6) Goff HOLMES			(55) Rachel DAVIES			(5) Charles HAZEL		
(2) Malcolm GAMMONS			(6) Goff HOLMES			(55) Rachel DAVIES			(5) Charles HAZEL		
1	-:--		1	-:--		1	-:--		1	-:--	
2	2:04.766	+5.982	2	2:27.076	+23.023	2	2:23.511	+13.389	2	2:25.448	+8.236
3	2:07.923	+9.139	3	2:20.733	+16.680	3	2:18.584	+8.462	3	2:27.460	+10.248
4	2:02.353	+3.569	4	2:10.918	+6.865	4	2:13.270	+3.148	4	2:22.195	+4.983
5	2:00.560	+1.776	5	2:06.230	+2.177	5	2:12.952	+2.830	5	2:23.624	+6.412
6	1:58.839	+0.055	6	2:04.189	+0.136	6	2:10.952	+0.830	6	2:20.897	+3.685
7	1:58.784	-	7	2:04.053	-	(58) Ross WOODHOUSE			(5) Charles HAZEL		
8	1:58.796	+0.012	(58) Ross WOODHOUSE			(58) Ross WOODHOUSE			(5) Charles HAZEL		
			1	-:--					(5) Charles HAZEL		
			2	2:26.593	+21.350				1	-:--	
									2	2:25.448	+8.236
									3	2:27.460	+10.248
									4	2:22.195	+4.983
									5	2:23.624	+6.412
									6	2:20.897	+3.685
									7	2:17.212	-

MG Car Club Summer Race Meeting

MG Trophy

Oulton Park International 2.692 Miles

Race 4

19/05/2007 14:45

Race (15:00 Time)

11
10
9
8
7
6
5
4
3
2
1

[2:17.212] [5] Charles HAZEL
<hr/>
21 [2:16.280] [10] Paul PHIPPS
<hr/>
19 [2:10.802] [7] Charlie BROWN
<hr/>
17 [2:09.485] [28] Dave BROWN
<hr/>
15 [2:06.977] [9] Robert DAY
<hr/>
13 [2:05.243] [58] Ross WOODHOUSE
<hr/>
11 [2:02.501] [83] David COULTHARD
<hr/>
9 [1:59.764] [8] Sean PETERS
<hr/>
7 [1:58.784] [2] Malcolm GAMMONS
<hr/>
5 [1:58.364] [99] Nick BARFOOT
<hr/>
3 [1:57.794] [77] Chris BRAY
<hr/>
1

[2:17.010] [76] Paul RIGG
<hr/>
20 [2:15.323] [72] Andrew RADFORD
<hr/>
18 [2:10.122] [55] Rachel DAVIES
<hr/>
16 [2:08.811] [4] John BROWN
<hr/>
14 [2:06.881] [44] Alistair RUSHFORTH
<hr/>
12 [2:04.053] [6] Goff HOLMES
<hr/>
10 [2:00.031] [79] Ben JAQUES
<hr/>
8 [1:59.715] [3] Dean CLEMENTS
<hr/>
6 [1:58.779] [1] Paul WALLACE
<hr/>
4 [1:58.105] [87] Colin ROBERTSON
<hr/>
2

Grid For race 4

MG Car Club Summer Race Meeting

Sorted on Laps

MG Trophy

Oulton Park International 2.692 Miles

Race 4

19/05/2007 15:08

Race (15:00 Time)

Pos	No.	Name	Class	Laps	Diff	Total Tm	Best Tm Car
1	77	Chris BRAY	B - MG Trophy	8	-	15:45.805	1:57.221 MG ZR
2	87	Colin ROBERTSON	B - MG Trophy	8	+1.658	15:47.463	1:56.888 MG ZR
3	1	Paul WALLACE	B - MG Trophy	8	+2.234	15:48.039	1:57.579 MG ZR
4	2	Malcolm GAMMONS	B - MG Trophy	8	+4.233	15:50.038	1:57.530 MG ZR
5	3	Dean CLEMENTS	B - MG Trophy	8	+4.817	15:50.622	1:57.419 MG ZR
6	79	Ben JACQUES	B - MG Trophy	8	+13.239	15:59.044	1:58.572 MG ZR
7	8	Sean PETERS	B - MG Trophy	8	+17.383	16:03.188	1:59.072 MG ZR
8	83	David COULTHARD	B - MG Trophy	8	+32.193	16:17.998	2:00.459 MG ZR
9	6	Goff HOLMES	A - MG Trophy	8	+57.409	16:43.214	2:03.937 MG TF
10	58	Ross WOODHOUSE	A - MG Trophy	8	+57.856	16:43.661	2:02.972 MG TF
11	4	John BROWN	C - MG Trophy	8	+1:24.554	17:10.359	2:07.410 MG ZR
12	55	Rachel DAVIES	A - MG Trophy	8	+1:34.065	17:19.870	2:07.272 MG TF
13	28	Dave BROWN	C - MG Trophy	8	+1:46.873	17:32.678	2:09.603 MG ZR
14	72	Andrew RADFORD	F - MG Trophy	7	1 Lap	15:47.731	2:13.190 MGF VVC
15	5	Charles HAZEL	C - MG Trophy	7	+2.702	15:50.433	2:13.748 MG ZR
DNF	99	Nick BARFOOT	B - MG Trophy	6	2 Laps	11:53.101	1:57.603 MG ZR
DNF	76	Paul RIGG	F - MG Trophy	6	+2:20.160	14:13.261	2:13.672 MGF VVC

Not classified (80% = 6 Laps)

18	7	Charlie BROWN	C - MG Trophy	5	3 Laps	11:01.592	2:09.406 MG ZR
19	44	Alistair RUSHFORTH	C - MG Trophy	4	4 Laps	8:38.298	2:07.143 MG ZR
20	9	Robert DAY	A - MG Trophy	2	6 Laps	4:18.018	2:05.933 MG TF
21	10	Paul PHIPPS	A - MG Trophy	0	8 Laps	2:28.033	-.... MG TF

Margin of Victory	Avg. Speed	Best Lap Tm	Best Spd	Best Lap by
+1.658	81.972	1:56.888	82.910	[87] Colin ROBERTSON

Printed: 19/05/2007 14:29:16

Licensed to: MST Sports Timing Ltd

Chief Timekeeper

Orbits 3

Clerk of Course

www.amb-it.com

www.mylaps.com


MG Trophy

Oulton Park International 2.692 Miles

Race 4

19/05/2007 15:08

Race (15:00 Time)



Competitors	Laps									
	0	1	2	3	4	5	6	7	8	
Chris BRAY (77)	1	77	77	77	77	77	77	77	77	77
Colin ROBERTSON (87)	2	87	87	87	87	87	87	87	87	87
Paul WALLACE (1)	3	1	99	99	99	99	99	1	1	1
Nick BARFOOT (99)	4	99	1	1	1	1	2	2	2	2
Malcolm GAMMONS (2)	5	2	2	2	2	2	3	3	3	3
Dean CLEMENTS (3)	6	3	3	3	3	3	99	79	79	79
Sean PETERS (8)	7	8	79	79	79	79	79	8	8	8
Ben JACQUES (79)	8	79	8	8	8	8	8	83	83	83
David COULTHARD (83)	9	83	6	83	83	83	83	6	6	6
Goff HOLMES (6)	10	6	83	6	6	6	6	6	58	58
Ross WOODHOUSE (58)	11	58	58	58	58	58	58	4	4	4
Alistair RUSHFORTH (44)	12	44	9	9	44	44	4	4	55	55
John BROWN (4)	13	4	44	44	4	4	55	55	28	28
Rachel DAVIES (55)	14	55	4	4	55	55	28	28	72	72
Dave BROWN (28)	15	28	55	55	28	28	7	72	5	5
Charlie BROWN (7)	16	7	28	28	7	7	72	5	5	5
Andrew RADFORD (72)	17	72	7	7	76	72	76	76	76	76
Robert DAY (9)	18	9	76	76	72	76	5	5	5	5
Paul RIGG (76)	19	76	72	72	5	5	5	5	5	5
Charles HAZEL (5)	20	5	5	5	5	5	5	5	5	5
Paul PHIPPS (10)	21	10	10	10	10	10	10	10	10	10

MG Car Club Summer Race Meeting

MG Trophy

Oulton Park International 2.692 Miles

Race 4

19/05/2007 15:08

Race (15:00 Time)

	8	1:58.412	+0.993	7	2:03.434	+0.462	7	2:16.234	+2.486				
(77) Chris BRAY				8	2:04.862	+1.890							
1	1:59.804	+2.583	(79) Ben JACQUES	1	2:02.842	+4.270	(99) Nick BARFOOT	1	2:01.249	+3.646			
2	1:58.305	+1.084	2	1:58.572	-	(4) John BROWN	2	1:57.896	+0.293				
3	1:57.781	+0.560	3	1:59.056	+0.484	1	2:11.959	+4.549	3	1:57.908	+0.305		
4	1:57.420	+0.199	4	2:00.986	+2.414	2	2:08.164	+0.754	4	1:58.067	+0.464		
5	1:57.221	-	5	1:58.732	+0.160	3	2:07.722	+0.312	5	1:57.603	-		
6	1:57.511	+0.290	6	1:59.178	+0.606	4	2:07.410	-	6	1:59.314	+1.711		
7	1:58.244	+1.023	7	1:58.980	+0.408	5	2:07.493	+0.083					
8	1:58.695	+1.474	8	1:59.095	+0.523	6	2:08.471	+1.061	(76) Paul RIGG	1	2:15.191	+1.519	
(87) Colin ROBERTSON			(8) Sean PETERS	1	2:03.598	+4.526	(55) Rachel DAVIES	1	2:11.706	+4.434	2	2:14.174	+0.502
1	2:00.421	+3.533	2	1:59.812	+0.740	2	2:08.136	+0.864	3	2:14.340	+0.668		
2	1:58.109	+1.221	3	1:59.296	+0.224	3	2:07.706	+0.434	4	2:15.508	+1.836		
3	1:58.259	+1.371	4	2:00.139	+1.067	4	2:07.272	-	5	2:13.672	-		
4	1:56.888	-	5	1:59.072	-	5	2:07.860	+0.588	p6	2:53.979	+40.307		
5	1:57.262	+0.374	6	2:00.012	+0.940	6	2:10.235	+2.963	(7) Charlie BROWN	1	2:14.098	+4.692	
6	1:57.448	+0.560	7	2:00.132	+1.060	7	2:09.915	+2.643	2	2:10.569	+1.163		
7	1:58.043	+1.155	8	1:59.578	+0.506	8	2:12.796	+5.524	3	2:11.268	+1.862		
8	2:00.190	+3.302	(83) David COULTHARD	1	2:06.059	+5.600	(28) Dave BROWN	1	2:13.795	+4.192	4	2:09.406	-
(1) Paul WALLACE			2	2:00.459	-	2	2:11.132	+1.529	(44) Alistair RUSHFORTH	1	2:12.789	+5.646	
1	2:01.443	+3.864	3	2:00.954	+0.495	3	2:10.775	+1.172	2	2:08.486	+1.343		
2	1:58.006	+0.427	4	2:00.760	+0.301	4	2:09.603	-	3	2:07.426	+0.283		
3	1:58.051	+0.472	5	2:01.019	+0.560	5	2:10.835	+1.232	4	2:07.143	-		
4	1:57.934	+0.355	6	2:02.929	+2.470	6	2:10.182	+0.579	(9) Robert DAY	1	2:05.933	-	
5	1:57.579	-	7	2:02.135	+1.676	7	2:10.715	+1.112	2	2:06.029	+0.096		
6	1:57.953	+0.374	8	2:01.686	+1.227	8	2:10.805	+1.202					
7	1:58.128	+0.549	(6) Goff HOLMES	1	2:05.581	+1.644	(72) Andrew RADFORD	1	2:16.440	+3.250			
8	1:57.883	+0.304	2	2:00.459	-	2	2:14.087	+0.897					
(2) Malcolm GAMMONS			3	2:00.954	+0.495	3	2:14.300	+1.110					
1	2:01.550	+4.020	4	2:00.760	+0.301	4	2:15.001	+1.811					
2	1:58.114	+0.584	5	2:01.019	+0.560	5	2:13.190	-					
3	1:58.033	+0.503	6	2:02.929	+2.470	6	2:14.890	+1.700					
4	1:57.865	+0.335	7	2:02.135	+1.676	7	2:14.369	+1.179					
5	1:57.530	-	8	2:01.686	+1.227								
6	1:57.979	+0.449	(58) Ross WOODHOUSE	1	2:08.986	+6.014	(5) Charles HAZEL	1	2:16.465	+2.717			
7	1:58.240	+0.710	2	2:06.278	+3.306	2	2:13.748	-					
8	1:59.478	+1.948	3	2:06.554	+2.617	3	2:13.910	+0.162					
(3) Dean CLEMENTS			4	2:04.979	+1.042	4	2:14.955	+1.207					
1	2:02.898	+5.479	5	2:04.427	+0.490	5	2:13.797	+0.049					
2	1:57.419	-	6	2:04.091	+0.154	6	2:14.890	+1.700					
3	1:57.973	+0.554	7	2:03.937	-	7	2:14.369	+1.179					
4	1:57.566	+0.147	8	2:04.940	+1.003								
5	1:58.027	+0.608											
6	1:57.538	+0.119											
7	1:59.415	+1.996											


MG Car Club Summer Race Meeting

MG Trophy
Race 11
Race (15:00 Time)

Oulton Park International 2.692 Miles

19/05/2007 18:15

11	5	
	21	
10	76	10
	19	20
9	7	72
	17	18
8	28	55
	15	16
7	4	58
	13	14
6	44	9
	11	12
5	3	6
	9	10
4	79	83
	7	8
3	1	8
	5	6
2	87	2
	3	4
1	77	99
	1	2



MG Car Club Summer Race Meeting

Sorted on Laps

MG Trophy

Oulton Park International 2.692 Miles

Race 11

19/05/2007 19:11

Race (15:00 Time)

Pos	No.	Name	Class	Laps	Diff	Total Tm	Best Tm Car
1	77	Chris BRAY	B - MG Trophy	8	-	15:47.491	1:57.292 MG ZR
2	1	Paul WALLACE	B - MG Trophy	8	+0.214	15:47.705	1:57.342 MG ZR
3	2	Malcolm GAMMONS	B - MG Trophy	8	+0.488	15:47.979	1:57.559 MG ZR
4	87	Colin ROBERTSON	B - MG Trophy	8	+0.987	15:48.478	1:57.405 MG ZR
5	3	Dean CLEMENTS	B - MG Trophy	8	+10.704	15:58.195	1:58.561 MG ZR
6	79	Ben JACQUES	B - MG Trophy	8	+13.636	16:01.127	1:58.729 MG ZR
7	8	Sean PETERS	B - MG Trophy	8	+14.428	16:01.919	1:58.591 MG ZR
8	83	David COULTHARD	B - MG Trophy	8	+15.473	16:02.964	1:59.031 MG ZR
9	6	Goff HOLMES	A - MG Trophy	8	+54.966	16:42.457	2:03.072 MG TF
10	4	John BROWN	C - MG Trophy	8	+1:21.100	17:08.591	2:07.083 MG ZR
11	9	Robert DAY	A - MG Trophy	8	+1:25.140	17:12.631	2:06.609 MG TF
12	55	Rachel DAVIES	A - MG Trophy	8	+1:40.872	17:28.363	2:08.628 MG TF
13	28	Dave BROWN	C - MG Trophy	8	+1:46.086	17:33.577	2:09.723 MG ZR
14	7	Charlie BROWN	C - MG Trophy	8	+1:54.725	17:42.216	2:08.887 MG ZR
15	5	Charles HAZEL	C - MG Trophy	7	1 Lap	16:06.144	2:15.078 MG ZR
16	72	Andrew RADFORD	F - MG Trophy	7	+0.235	16:06.379	2:15.608 MGF VVC
17	76	Paul RIGG	F - MG Trophy	7	+0.500	16:06.644	2:15.059 MGF VVC

Not classified (80% = 6 Laps)

DNF	58	Ross WOODHOUSE	A - MG Trophy	7	-	14:36.961	2:02.046 MG TF
DNF	44	Alistair RUSHFORTH	C - MG Trophy	2	-	5:03.582	2:10.894 MG ZR

Margin of Victory	Avg. Speed	Best Lap Tm	Best Spd	Best Lap by
+0.214	81.826	1:57.292	82.625	[77] Chris BRAY

Printed: 19/05/2007 18:30:53

Licensed to: MST Sports Timing Ltd

Chief Timekeeper

Orbits 3

Clerk of Course

www.amb-it.com

www.mylaps.com

MG Car Club Summer Race Meeting

Lapchart


MG Trophy

Oulton Park International 2.692 Miles

Race 11

19/05/2007 19:11

Race (15:00 Time)



Competitors	Laps									
	0	1	2	3	4	5	6	7	8	
Chris BRAY (77)	1	77	77	77	77	77	77	77	77	77
Malcolm GAMMONS (2)	2	2	2	2	2	1	1	1	1	1
Colin ROBERTSON (87)	3	87	1	1	1	1	2	2	2	2
Sean PETERS (8)	4	8	87	87	87	87	87	87	87	87
Paul WALLACE (1)	5	1	79	79	79	79	79	79	3	3
Ben JACQUES (79)	6	79	3	3	3	3	3	3	79	79
David COULTHARD (83)	7	83	8	8	8	8	8	8	8	8
Goff HOLMES (6)	8	6	83	83	83	83	83	83	83	83
Dean CLEMENTS (3)	9	3	6	6	6	6	6	6	6	6
Alistair RUSHFORTH (44)	10	44	9	9	58	58	58	58	58	4
Robert DAY (9)	11	9	58	58	9	9	9	9	9	9
Ross WOODHOUSE (58)	12	58	44	4	4	4	4	4	4	55
John BROWN (4)	13	4	4	55	55	55	55	55	55	28
Rachel DAVIES (55)	14	55	55	28	28	28	7	7	7	7
Dave BROWN (28)	15	28	28	7	7	7	28	28	28	
Charlie BROWN (7)	16	7	7	72	72	72	72	72	5	
Andrew RADFORD (72)	17	72	72	76	5	5	5	5	72	
Paul RIGG (76)	18	76	76	5	76	76	76	76	76	
Charles HAZEL (5)	19	5	5	44						

MG Car Club Summer Race Meeting

MG Trophy

Oulton Park International 2.692 Miles

Race 11

19/05/2007 19:11

Race (15:00 Time)

	8	1:58.977	+0.416	7	2:07.670	+0.587	6	2:16.946	+1.868		
(77) Chris BRAY				8	2:08.085	+1.002	7	2:15.834	+0.756		
1	2:00.349	+3.057	(79) Ben JACQUES	1	2:01.909	+3.180	(9) Robert DAY	(72) Andrew RADFORD			
2	1:57.865	+0.573	2	1:58.938	+0.209	1	2:07.306	+0.697	1	2:16.122	+0.514
3	1:57.857	+0.565	3	1:58.729	-	2	2:06.904	+0.295	2	2:15.608	-
4	1:58.226	+0.934	4	1:59.178	+0.449	3	2:07.144	+0.535	3	2:16.750	+1.142
5	1:58.156	+0.864	5	1:58.892	+0.163	4	2:07.280	+0.671	4	2:18.010	+2.402
6	1:57.292	-	6	1:59.704	+0.975	5	2:07.192	+0.583	5	2:19.252	+3.644
7	1:58.751	+1.459	7	2:00.450	+1.721	6	2:06.609	-	6	2:16.605	+0.997
8	1:57.908	+0.616	8	2:00.404	+1.675	7	2:07.539	+0.930	7	2:16.902	+1.294
(1) Paul WALLACE			(8) Sean PETERS			8	2:18.042	+11.433	(76) Paul RIGG		
1	2:00.385	+3.043	1	2:04.396	+5.805	(55) Rachel DAVIES			1	2:17.071	+2.012
2	1:57.553	+0.211	2	1:59.421	+0.830	1	2:10.815	+2.187	2	2:17.680	+2.621
3	1:57.797	+0.455	3	1:59.533	+0.942	2	2:08.628	-	3	2:19.428	+4.369
4	1:58.160	+0.818	4	1:58.591	-	3	2:09.399	+0.771	4	2:16.924	+1.865
5	1:58.212	+0.870	5	1:59.472	+0.881	4	2:10.023	+1.395	5	2:15.603	+0.544
6	1:57.342	-	6	1:59.042	+0.451	5	2:11.451	+2.823	6	2:16.816	+1.757
7	1:58.249	+0.907	7	1:59.197	+0.606	6	2:10.006	+1.378	7	2:15.059	-
8	1:57.819	+0.477	8	2:00.332	+1.741	7	2:10.194	+1.566	(58) Ross WOODHOUSE		
(2) Malcolm GAMMONS			(83) David COULTHARD			8	2:12.084	+3.456	1	2:07.381	+5.335
1	2:00.454	+2.895	1	2:03.803	+4.772	(28) Dave BROWN			2	2:06.823	+4.777
2	1:57.964	+0.405	2	1:59.501	+0.470	1	2:13.160	+3.437	3	2:05.321	+3.275
3	1:57.779	+0.220	3	1:59.452	+0.421	2	2:11.422	+1.699	4	2:03.697	+1.651
4	1:58.256	+0.697	4	1:59.071	+0.040	3	2:10.976	+1.253	5	2:03.656	+1.610
5	1:58.623	+1.064	5	1:59.316	+0.285	4	2:10.883	+1.160	6	2:03.002	+0.956
6	1:57.559	-	6	1:59.031	-	5	2:10.786	+1.063	7	2:02.046	-
7	1:58.154	+0.595	7	1:59.129	+0.098	6	2:10.154	+0.431	(44) Alistair RUSHFORTH		
8	1:57.846	+0.287	8	2:00.522	+1.491	7	2:09.723	-	1	2:10.894	-
(87) Colin ROBERTSON			(6) Goff HOLMES			8	2:10.212	+0.489	p2	2:48.074	+37.180
1	2:02.057	+4.652	1	2:04.399	+1.327	(7) Charlie BROWN					
2	1:58.507	+1.102	2	2:04.791	+1.719	1	2:13.862	+4.975			
3	1:57.559	+0.154	3	2:05.204	+2.132	2	2:11.460	+2.573			
4	1:57.405	-	4	2:05.631	+2.559	3	2:09.782	+0.895			
5	1:57.867	+0.462	5	2:06.052	+2.980	4	2:10.825	+1.938			
6	1:57.605	+0.200	6	2:03.072	-	5	2:10.419	+1.532			
7	1:58.070	+0.665	7	2:03.176	+0.104	6	2:08.887	-			
8	1:57.976	+0.571	8	2:06.172	+3.100	7	2:09.971	+1.084			
(3) Dean CLEMENTS			(4) John BROWN			8	2:19.886	+10.999			
1	2:00.824	+2.263	1	2:10.501	+3.418	(5) Charles HAZEL					
2	1:58.996	+0.435	2	2:08.550	+1.467	1	2:16.878	+1.800			
3	1:58.747	+0.186	3	2:07.092	+0.009	2	2:17.712	+2.634			
4	1:59.788	+1.227	4	2:07.340	+0.257	3	2:16.269	+1.191			
5	1:58.561	-	5	2:07.083	-	4	2:15.078	-			
6	1:59.336	+0.775	6	2:07.216	+0.133	5	2:18.786	+3.708			
7	1:58.804	+0.243									

Strata 21 BCV8

Oulton Park International 2.692 Miles

Qualifying

19/05/2007 10:59

Qualify (15:00 Time)

Pos	No.	Name	Class	Best Tm	Diff	Best Spd	In Lap Car
1	97	Adrian BEER	V8 D	1:51.681	-	86.776	6 MGB GT V8
2	94	John WILSON	V8 D	1:53.039	+1.358	85.733	7 MG B GT V8
3	84	Peter COLLIS	V8 D	1:54.838	+3.157	84.390	5 MG BGT
4	78	Joe PARRINGTON	V8 C	1:57.123	+5.442	82.744	8 MG B GT V8
5	80	Paul WHITE	V8 C	1:57.887	+6.206	82.208	6 MG BGT V8
6	92	Roy McCARTHY	V8 D	1:58.360	+6.679	81.879	5 MGB GT V8
7	96	Paul SIBLEY	V8 D	1:59.146	+7.465	81.339	7 MG B Roadster
8	73	Piers TOWNSEND	V8 C	2:01.149	+9.468	79.994	8 MG B V8 Roadster
9	75	Martin HALL	V8 C	2:04.645	+12.964	77.750	7 MGB
10	35	Tom JONES	V8 B	2:05.283	+13.602	77.354	7 MG B Roadster
11	58	Ian PRIOR	V8 B	2:07.482	+15.801	76.020	7 MG B
12	45	Mike HARRIS	V8 B	2:07.858	+16.177	75.797	2 MG B
13	82	Andrew RILEY	V8 C	2:08.666	+16.985	75.321	6 MGB
14	34	Brian CAKEBREAD	V8 B	2:08.881	+17.200	75.195	7 MGB
15	48	Mike BREEDON	V8 B	2:12.575	+20.894	73.100	7 MG B GT V8
16	8	Robert CROFT	V8 A	2:20.707	+29.026	68.875	7 MGB GT
17	6	Richard McKOEN	V8 B	2:22.501	+30.820	68.008	5 MGB GT
18	5	Brian SMETHURST	V8 A	2:27.368	+35.687	65.762	7 MG B Roadster
19	22	Bob LUFF	V8 AB	2:34.831	+43.150	62.592	2 MG B Roadster

MG Car Club Summer Race Meeting

Strata 21 BCV8

Oulton Park International 2.692 Miles

Qualifying

19/05/2007 10:59

Qualify (15:00 Time)

<u>(97) Adrian BEER</u>			<u>(92) Roy McCARTHY</u>			<u>(45) Mike HARRIS</u>			<u>(5) Brian SMETHURST</u>		
1	-:--		1	-:--		1	-:--		1	-:--	
2	2:03.369	+11.688	2	2:00.737	+2.377	2	2:07.858	-	2	2:32.106	+4.738
3	1:54.453	+2.772	3	1:58.492	+0.132	3	2:39.087	+31.229	3	2:30.376	+3.008
4	2:25.112	+33.431	4	2:00.398	+2.038	4			4	2:27.976	+0.608
5	1:51.968	+0.287	5	1:58.360	-	5			5	2:28.769	+1.401
6	1:51.681	-	6	2:00.547	+2.187	6			6	2:28.287	+0.919
7	1:56.052	+4.371	7	1:59.368	+1.008	7			7	2:27.368	-
<u>(94) John WILSON</u>			<u>(96) Paul SIBLEY</u>			<u>(82) Andrew RILEY</u>			<u>(22) Bob LUFF</u>		
1	-:--		1	-:--		1	-:--		1	-:--	
2	1:58.477	+5.438	2	2:04.310	+5.164	2	2:14.272	+5.606	2	2:34.831	-
3	1:55.037	+1.998	3	2:02.200	+3.054	3	2:10.647	+1.981	3	3:14.872	+40.041
4	1:53.384	+0.345	p4	2:11.787	+12.641	4	2:10.253	+1.587	4	6:46.988	+4:12.157
5	1:53.134	+0.095	p5	3:18.844	+1:19.698	5	2:08.907	+0.241			
6	1:55.791	+2.752	6	3:01.968	+1:02.822	6	2:08.666	-			
7	1:53.039	-	7	1:59.146	-	7	2:08.725	+0.059			
8	1:53.792	+0.753	<u>(73) Piers TOWNSEND</u>			<u>(34) Brian CAKEBREAD</u>					
<u>(84) Peter COLLIS</u>			1	-:--		1	-:--				
1	-:--		2	2:11.045	+9.896	2	2:14.386	+5.505			
2	2:03.700	+8.862	3	2:05.725	+4.576	3	2:10.404	+1.523			
3	1:59.628	+4.790	4	2:03.832	+2.683	4	2:09.608	+0.727			
4	1:57.459	+2.621	5	2:03.951	+2.802	5	2:11.071	+2.190			
5	1:54.838	-	6	2:04.378	+3.229	6	2:09.857	+0.976			
6	1:54.868	+0.030	7	2:04.824	+3.675	7	2:08.881	-			
p7	2:08.799	+13.961	8	2:01.149	-						
<u>(78) Joe PARRINGTON</u>			<u>(75) Martin HALL</u>			<u>(48) Mike BREEDON</u>					
1	-:--		1	-:--		1	-:--				
2	2:00.522	+3.399	2	2:12.066	+7.421	2	2:13.891	+1.316			
3	1:58.898	+1.775	3	2:07.130	+2.485	3	2:13.405	+0.830			
4	1:57.566	+0.443	4	2:05.699	+1.054	4	2:14.248	+1.673			
5	1:57.757	+0.634	5	2:06.471	+1.826	5	2:26.621	+14.046			
6	1:58.715	+1.592	6	2:06.100	+1.455	6	2:14.124	+1.549			
7	1:57.741	+0.618	7	2:04.645	-	7	2:12.575	-			
8	1:57.123	-	<u>(35) Tom JONES</u>			<u>(8) Robert CROFT</u>					
<u>(80) Paul WHITE</u>			1	-:--		1	-:--				
1	-:--		2	2:11.961	+6.678	2	2:24.949	+4.242			
2	2:03.503	+5.616	3	2:09.845	+4.562	3	2:23.742	+3.035			
3	1:58.996	+1.109	4	2:07.168	+1.885	4	2:22.232	+1.525			
4	1:58.883	+0.996	5	2:06.644	+1.361	5	2:21.328	+0.621			
5	1:58.011	+0.124	6	2:06.349	+1.066	6	2:21.920	+1.213			
6	1:57.887	-	7	2:05.283	-	7	2:20.707	-			
7	1:58.236	+0.349	<u>(58) Ian PRIOR</u>			<u>(6) Richard McKOEN</u>					
8	1:58.122	+0.235	1	-:--		1	-:--				
			2	2:13.406	+5.924						

MG Car Club Summer Race Meeting

Strata 21 BCV8

Oulton Park International 2.692 Miles

Race 5

19/05/2007 15:15

Race (15:00 Time)

10
9
8
7
6
5
4
3
2
1

[2:34.831] [22] Bob LUFF
<hr/>
19 [2:22.501] [6] Richard McKOEN
<hr/>
17 [2:12.575] [48] Mike BREEDON
<hr/>
15 [2:08.666] [82] Andrew RILEY
<hr/>
13 [2:07.482] [58] Ian PRIOR
<hr/>
11 [2:04.645] [75] Martin HALL
<hr/>
9 [1:59.146] [96] Paul SIBLEY
<hr/>
7 [1:57.887] [80] Paul WHITE
<hr/>
5 [1:54.838] [84] Peter COLLIS
<hr/>
3 [1:51.681] [97] Adrian BEER
<hr/>
1

[2:27.368] [5] Brian SMETHURST
<hr/>
18 [2:20.707] [8] Robert CROFT
<hr/>
16 [2:08.881] [34] Brian CAKEBREAD
<hr/>
14 [2:07.858] [45] Mike HARRIS
<hr/>
12 [2:05.283] [35] Tom JONES
<hr/>
10 [2:01.149] [73] Piers TOWNSEND
<hr/>
8 [1:58.360] [92] Roy McCARTHY
<hr/>
6 [1:57.123] [78] Joe PARRINGTON
<hr/>
4 [1:53.039] [94] John WILSON
<hr/>
2

Grid For Race 5

MG Car Club Summer Race Meeting

Sorted on Laps

Strata 21 BCV8

Oulton Park International 2.692 Miles

Race 5

19/05/2007 15:42

Race (15:00 Time)

Pos	No.	Name	Class	Laps	Diff	Total Tm	Best Tm	Car
1	94	John WILSON	V8 D	8	-	15:58.479	1:51.927	MG B GT V8
2	97	Adrian BEER	V8 D	8	+0.789	15:59.268	1:51.178	MGB GT V8
3	84	Peter COLLIS	V8 D	8	+2.228	16:00.707	1:52.678	MG BGT
4	92	Roy McCARTHY	V8 D	8	+42.021	16:40.500	1:58.679	MGB GT V8
5	96	Paul SIBLEY	V8 D	8	+42.219	16:40.698	1:57.540	MG B Roadster
6	78	Joe PARRINGTON	V8 C	8	+42.725	16:41.204	1:57.361	MG B GT V8
7	80	Paul WHITE	V8 C	8	+42.988	16:41.467	1:58.057	MG BGT V8
8	73	Piers TOWNSEND	V8 C	8	+1:23.091	17:21.570	2:04.234	MG B V8 Roadster
9	75	Martin HALL	V8 C	8	+1:25.329	17:23.808	2:03.809	MGB
10	35	Tom JONES	V8 B	8	+1:28.905	17:27.384	2:04.278	MG B Roadster
11	58	Ian PRIOR	V8 B	8	+1:35.130	17:33.609	2:05.199	MG B
12	82	Andrew RILEY	V8 C	8	+1:47.052	17:45.531	2:05.702	MGB
13	22	Bob LUFF	V8 AB	7	1 Lap	16:02.254	2:11.710	MG B Roadster
14	8	Robert CROFT	V8 A	7	+54.684	16:56.938	2:20.807	MGB GT
15	6	Richard McKOEN	V8 B	7	+54.985	16:57.239	2:19.060	MGB GT
16	5	Brian SMETHURST	V8 A	7	+1:48.980	17:51.234	2:28.284	MG B Roadster

Not classified (80% = 6 Laps)

DNF	34	Brian CAKEBREAD	V8 B	2	6 Laps	4:45.501	2:14.675	MGB
DNF	48	Mike BREEDON	V8 B	1	7 Laps	2:31.690	2:25.952	MG B GT V8
DNS	45	Mike HARRIS	V8 B	0	-	----	----	MG B

Margin of Victory	Avg. Speed	Best Lap Tm	Best Spd	Best Lap by
+0.789	80.888	1:51.178	87.168	[97] Adrian BEER

Printed: 19/05/2007 15:01:11

Licensed to: MST Sports Timing Ltd

Chief Timekeeper

Orbits 3

Clerk of Course

www.amb-it.com

www.mylaps.com


Strata 21 BCV8

Oulton Park International 2.692 Miles

Race 5

19/05/2007 15:42

Race (15:00 Time)



Competitors	Laps									
	0	1	2	3	4	5	6	7	8	
John WILSON (94)	1	94	94	94	94	94	94	94	94	94
Adrian BEER (97)	2	97	97	97	97	97	84	84	97	
Joe PARRINGTON (78)	3	78	96	84	84	84	84	97	97	84
Peter COLLIS (84)	4	84	84	96	96	92	92	92	92	92
Paul WHITE (80)	5	80	78	80	92	96	96	80	80	96
Roy McCARTHY (92)	6	92	80	92	80	80	80	96	96	78
Paul SIBLEY (96)	7	96	92	78	78	78	78	78	78	80
Piers TOWNSEND (73)	8	73	73	73	73	73	73	73	73	73
Tom JONES (35)	9	35	35	35	75	75	75	75	75	75
Ian PRIOR (58)	10	58	58	58	35	35	35	35	35	35
Martin HALL (75)	11	75	75	75	58	58	58	58	58	58
Brian CAKEBREAD (34)	12	34	34	34	82	82	82	82	82	82
Mike BREEDON (48)	13	48	48	82	22	22	22	22	22	
Andrew RILEY (82)	14	82	82	22	8	8	8	6	8	
Robert CROFT (8)	15	8	22	8	6	6	6	8	6	
Richard McKOEN (6)	16	6	8	6	5	5	5	5	5	
Bob LUFF (22)	17	22	6	5						
Brian SMETHURST (5)	18	5	5							
-	19									

MG Car Club Summer Race Meeting

Strata 21 BCV8

Oulton Park International 2.692 Miles

Race 5

19/05/2007 15:42

Race (15:00 Time)

			8	1:58.025	+0.485	7	2:04.278	-			
(94) John WILSON			(78) Joe PARRINGTON			(58) Ian PRIOR			(5) Brian SMETHURST		
1	2:16.433	+24.506	1	2:22.045	+24.684	1	2:23.476	+18.277	1	2:37.766	+9.482
2	2:08.033	+16.106	2	2:12.993	+15.632	2	2:15.246	+10.047	2	2:34.645	+6.361
3	2:03.665	+11.738	3	2:06.584	+9.223	3	2:15.661	+10.462	3	2:33.171	+4.887
4	1:57.398	+5.471	4	2:03.068	+5.707	4	2:08.491	+3.292	4	2:31.678	+3.394
5	1:54.358	+2.431	5	2:00.869	+3.508	5	2:06.183	+0.984	5	2:29.325	+1.041
6	1:53.976	+2.049	6	2:00.475	+3.114	6	2:05.199	-	6	2:28.284	-
7	1:52.683	+0.756	7	1:57.361	-	7	2:06.512	+1.313	7	2:28.934	+0.650
8	1:51.927	-	8	1:57.801	+0.440	8	2:07.835	+2.636	(34) Brian CAKEBREAD		
(97) Adrian BEER			(80) Paul WHITE			(82) Andrew RILEY			1 2:25.283 +10.608		
1	2:19.945	+28.767	1	2:19.642	+21.585	1	2:26.834	+21.132	2 2:14.675 -		
2	2:08.321	+17.143	2	2:11.874	+13.817	2	2:17.297	+11.595	(48) Mike BREEDON		
3	2:01.196	+10.018	3	2:06.695	+8.638	3	2:16.920	+11.218	1 2:25.952 -		
4	1:57.296	+6.118	4	2:03.094	+5.037	4	2:12.337	+6.635			
5	1:53.886	+2.708	5	2:00.921	+2.864	5	2:07.411	+1.709			
6	1:55.415	+4.237	6	1:58.982	+0.925	6	2:07.100	+1.398			
7	1:52.024	+0.846	7	1:58.057	-	7	2:05.702	-			
8	1:51.178	-	8	1:59.109	+1.052	8	2:06.027	+0.325			
(84) Peter COLLIS			(73) Piers TOWNSEND			(22) Bob LUFF					
1	2:19.159	+26.481	1	2:22.715	+18.481	1	2:26.915	+15.205			
2	2:07.396	+14.718	2	2:15.785	+11.551	2	2:16.912	+5.202			
3	2:01.315	+8.637	3	2:11.826	+7.592	3	2:17.339	+5.629			
4	1:57.360	+4.682	4	2:08.234	+4.000	4	2:13.771	+2.061			
5	1:54.423	+1.745	5	2:05.531	+1.297	5	2:11.710	-			
6	1:53.271	+0.593	6	2:04.292	+0.058	6	2:12.456	+0.746			
7	1:52.678	-	7	2:04.234	-	7	2:16.289	+4.579			
8	1:52.998	+0.320	8	2:05.170	+0.936						
(92) Roy McCARTHY			(75) Martin HALL			(8) Robert CROFT					
1	2:21.408	+22.729	1	2:23.445	+19.636	1	2:33.638	+12.831			
2	2:10.317	+11.638	2	2:15.417	+11.608	2	2:26.722	+5.915			
3	2:05.582	+6.903	3	2:11.145	+7.336	3	2:24.711	+3.904			
4	2:01.488	+2.809	4	2:08.625	+4.816	4	2:22.554	+1.747			
5	2:00.283	+1.604	5	2:05.761	+1.952	5	2:21.357	+0.550			
6	2:00.210	+1.531	6	2:05.211	+1.402	6	2:20.807	-			
7	1:59.439	+0.760	7	2:05.155	+1.346	7	2:20.886	+0.079			
8	1:58.679	-	8	2:03.809	-						
(96) Paul SIBLEY			(35) Tom JONES			(6) Richard McKOEN					
1	2:17.509	+19.969	1	2:23.542	+19.264	1	2:33.857	+14.797			
2	2:11.536	+13.996	2	2:15.174	+10.896	2	2:27.241	+8.181			
3	2:07.284	+9.744	3	2:13.834	+9.556	3	2:24.626	+5.566			
4	2:04.051	+6.511	4	2:09.932	+5.654	4	2:22.071	+3.011			
5	2:00.514	+2.974	5	2:06.173	+1.895	5	2:22.318	+3.258			
6	2:00.624	+3.084	6	2:05.111	+0.833	6	2:19.060	-			
7	1:57.540	-				7	2:21.347	+2.287			

Power Torque Morgan Challenge

Oulton Park International 2.692 Miles

Qualifying

19/05/2007 11:21

Qualify (15:00 Time)

Pos	No.	Name	Class	Best Tm	Diff	Best Spd	In Lap Car
1	29	Keith ALHERS	A - Morgan	1:51.962	-	86.558	3 Morgan Plus 8
2	2	Rick LLOYD	A - Morgan	1:53.625	+1.663	85.291	7 Morgan Plus 8
3	85	Andy GREEN	B - Morgan	1:56.917	+4.955	82.890	8 Morgan Plus 8
4	54	Peter HORSMAN	B - Morgan	1:57.564	+5.602	82.433	6 Morgan Plus 8
5	13	Chris ACKLAM	B - Morgan	1:59.463	+7.501	81.123	3 Morgan Plus 8
6	1	Russell PATTERSON	B - Morgan	1:59.548	+7.586	81.065	6 Morgan Roadster
7	37	Tony LEES	B - Morgan	2:00.800	+8.838	80.225	4 Morgan Plus 8
8	66	Andrew THOMPSON	C6 - Morgan	2:01.134	+9.172	80.004	7 Morgan Roadster L'weigh
9	86	Richard PLANT	B - Morgan	2:01.603	+9.641	79.695	8 Morgan Plus 8
10	50	Paul BURRY	C6 - Morgan	2:02.353	+10.391	79.207	4 Morgan Roadster L'weigh
11	10	Peter HENRY	B - Morgan	2:02.654	+10.692	79.013	8 Morgan Plus 8
12	30	Tony RIVERS	C6 - Morgan	2:03.013	+11.051	78.782	8 Morgan Roadster
13	49	Philip GODDARD	C8 - Morgan	2:03.126	+11.164	78.710	7 Morgan Plus 8
14	6	Simon OREBI GANN	C6 - Morgan	2:03.229	+11.267	78.644	5 Morgan Roadster L'weigh
15	28	Sharlie GODDARD	C8 - Morgan	2:06.456	+14.494	76.637	4 Morgan Plus 8
16	14	Tim CLARK	C8 - Morgan	2:06.772	+14.810	76.446	6 Morgan Plus 8
17	56	Steven McDONALD	C8 - Morgan	2:07.495	+15.533	76.012	7 Morgan Plus 8
18	57	Jack BELLENGER	D - Morgan	2:08.386	+16.424	75.485	6 Morgan Plus 8
19	79	Ulrich VIERHAUS	C6 - Morgan	2:08.615	+16.653	75.350	7 Morgan Roadster L'weigh
20	35	Chris SPRINGALL	C6 - Morgan	2:09.627	+17.665	74.762	7 Morgan Plus 8
21	75	Andrew POTTER	C6 - Morgan	2:10.180	+18.218	74.445	6 Morgan Roadster L'weigh
22	89	John EMBERSON	B - Morgan	2:10.656	+18.694	74.173	4 Morgan Roadster L'weigh
23	55	Kathleen SHERRY	A - Morgan	2:19.919	+27.957	69.263	5 Morgan Plus 8
24	78	Roger WHITESIDE	C6 - Morgan	2:21.896	+29.934	68.298	3 Morgan Roadster L'weigh

MG Car Club Summer Race Meeting

Power Torque Morgan Challenge

Oulton Park International 2.692 Miles

Qualifying

19/05/2007 11:21

Qualify (15:00 Time)

<u>(29) Keith ALHERS</u>			1	-:--		1	-:--		3	2:09.474	+2.702
1	-:--		2	2:01.364	+1.816	2	2:07.312	+4.658	4	2:07.999	+1.227
2	1:52.158	+0.196	3	1:59.882	+0.334	3	2:07.699	+5.045	5	2:08.110	+1.338
3	1:51.962	-	4	1:59.714	+0.166	4	2:05.932	+3.278	6	2:06.772	-
4	1:52.972	+1.010	5	2:02.307	+2.759	5	2:05.224	+2.570	7	2:08.435	+1.663
5	1:53.787	+1.825	6	1:59.548	-	6	2:04.363	+1.709	<u>(56) Steven McDONALD</u>		
6	1:52.352	+0.390	7	2:02.375	+2.827	7	2:04.143	+1.489	1	-:--	
p7	2:11.820	+19.858	8	1:59.616	+0.068	8	2:02.654	-	2	2:11.429	+3.934
<u>(2) Rick LLOYD</u>			<u>(37) Tony LEES</u>			<u>(30) Tony RIVERS</u>			3	2:08.769	+1.274
1	-:--		1	-:--		1	-:--		4	2:07.857	+0.362
2	1:55.944	+2.319	2	2:05.744	+4.944	2	2:07.965	+4.952	5	2:08.005	+0.510
3	1:54.468	+0.843	3	2:01.524	+0.724	3	2:04.762	+1.749	6	2:08.377	+0.882
4	1:54.009	+0.384	4	2:00.800	-	4	2:04.098	+1.085	7	2:07.495	-
5	1:55.014	+1.389	5	2:04.662	+3.862	5	2:08.387	+5.374	<u>(57) Jack BELLENGER</u>		
6	1:56.706	+3.081	6	2:01.065	+0.265	6	2:03.764	+0.751	1	-:--	
7	1:53.625	-	7	2:02.232	+1.432	7	2:04.029	+1.016	2	2:14.078	+5.692
8	2:14.930	+21.305	8	2:06.477	+5.677	8	2:03.013	-	3	2:11.732	+3.346
<u>(85) Andy GREEN</u>			<u>(66) Andrew THOMPSON</u>			<u>(49) Philip GODDARD</u>			4	2:09.530	+1.144
1	-:--		1	-:--		1	-:--		5	2:08.871	+0.485
2	2:00.890	+3.973	2	2:08.531	+7.397	2	2:17.067	+13.941	6	2:08.386	-
3	1:58.892	+1.975	3	2:03.370	+2.236	3	2:12.329	+9.203	7	2:09.039	+0.653
4	1:57.674	+0.757	4	2:04.465	+3.331	4	2:03.588	+0.462	<u>(79) Ulrich VIERHAUS</u>		
5	1:58.814	+1.897	5	2:03.314	+2.180	5	2:03.949	+0.823	1	-:--	
6	1:58.468	+1.551	6	2:03.124	+1.990	6	2:06.559	+3.433	2	2:22.355	+13.740
7	2:11.685	+14.768	7	2:01.134	-	7	2:03.126	-	3	2:17.734	+9.119
8	1:56.917	-	8	2:03.311	+2.177	<u>(6) Simon OREBI GANN</u>			4	2:12.877	+4.262
<u>(54) Peter HORSMAN</u>			<u>(86) Richard PLANT</u>			1	-:--		5	2:11.215	+2.600
1	-:--		1	-:--		2	2:05.947	+2.718	6	2:10.323	+1.708
2	2:01.051	+3.487	2	2:05.400	+3.797	3	2:03.441	+0.212	7	2:08.615	-
3	1:59.052	+1.488	3	2:03.540	+1.937	4	2:03.962	+0.733	<u>(35) Chris SPRINGALL</u>		
4	1:57.674	+0.110	4	2:04.455	+2.852	5	2:03.229	-	1	-:--	
5	1:57.684	+0.120	5	2:02.511	+0.908	6	2:11.165	+7.936	2	2:15.863	+6.236
6	1:57.564	-	6	2:03.376	+1.773	7	2:04.549	+1.320	3	2:13.161	+3.534
7	2:14.331	+16.767	7	2:03.609	+2.006	8	2:07.065	+3.836	4	2:13.405	+3.778
<u>(13) Chris ACKLAM</u>			<u>(50) Paul BURRY</u>			<u>(28) Sharlie GODDARD</u>			5	2:13.131	+3.504
1	-:--		1	-:--		1	-:--		6	2:15.503	+5.876
2	2:00.971	+1.508	2	2:03.438	+1.085	2	2:16.784	+10.328	7	2:09.627	-
3	1:59.463	-	3	2:15.437	+13.084	3	2:08.652	+2.196	<u>(75) Andrew POTTER</u>		
4	1:59.862	+0.399	4	2:02.353	-	4	2:06.456	-	1	-:--	
5	2:01.007	+1.544	5	2:02.984	+0.631	5	2:08.275	+1.819	2	2:23.197	+13.017
6	2:01.524	+2.061	6	2:07.508	+5.155	p6	2:16.618	+10.162	3	2:22.011	+11.831
7	2:03.476	+4.013	7	2:25.066	+22.713	<u>(14) Tim CLARK</u>			4	2:14.805	+4.625
<u>(1) Russell PATTERSON</u>			<u>(10) Peter HENRY</u>			1	-:--		5	2:12.243	+2.063
1	-:--		1	-:--		2	2:11.114	+4.342	6	2:10.180	-

MG Car Club Summer Race Meeting

Power Torque Morgan Challenge

Oulton Park International 2.692 Miles

Qualifying

19/05/2007 11:21

Qualify (15:00 Time)

7 2:10.399 +0.219

(89) John EMBERSON

1	-.-.-	
2	2:17.736	+7.080
3	2:14.925	+4.269
4	2:10.656	-
5	2:11.675	+1.019
6	2:11.735	+1.079
7	2:10.685	+0.029

(55) Kathleen SHERRY

1	-.-.-	
2	2:25.032	+5.113
3	2:22.734	+2.815
4	2:24.358	+4.439
5	2:19.919	-
6	2:23.546	+3.627
7	2:21.843	+1.924

(78) Roger WHITESIDE

1	-.-.-	
2	2:27.375	+5.479
3	2:21.896	-
4	2:24.139	+2.243
5	2:25.498	+3.602
6	2:23.705	+1.809

MG Car Club Summer Race Meeting

Power Torque Morgan Challenge

Oulton Park International 2.692 Miles

Race 6

19/05/2007 15:45

Race (30:00 Time)

12
11
10
9
8
7
6
5
4
3
2
1

[2:19.919] [55] Kathleen SHERRY
23 [2:10.180] [75] Andrew POTTER
21 [2:08.615] [79] Ulrich VIERHAUS
19 [2:07.495] [56] Steven McDONALD
17 [2:06.456] [28] Sharlie GODDARD
15 [2:03.126] [49] Philip GODDARD
13 [2:02.654] [10] Peter HENRY
11 [2:01.603] [86] Richard PLANT
9 [2:00.800] [37] Tony LEES
7 [1:59.463] [13] Chris ACKLAM
5 [1:56.917] [85] Andy GREEN
3 [1:51.962] [29] Keith ALHERS
1

[2:21.896] [78] Roger WHITESIDE
24 [2:10.656] [89] John EMBERSON
22 [2:09.627] [35] Chris SPRINGALL
20 [2:08.386] [57] Jack BELLENGER
18 [2:06.772] [14] Tim CLARK
16 [2:03.229] [6] Simon OREBI GANN
14 [2:03.013] [30] Tony RIVERS
12 [2:02.353] [50] Paul BURRY
10 [2:01.134] [66] Andrew THOMPSON
8 [1:59.548] [1] Russell PATTERSON
6 [1:57.564] [54] Peter HORSMAN
4 [1:53.625] [2] Rick LLOYD
2

Grid for Race 6

MG Car Club Summer Race Meeting

Sorted on Laps

Power Torque Morgan Challenge

Oulton Park International 2.692 Miles

Race 6

19/05/2007 16:14

Race (30:00 Time)

Pos	No.	Name	Class	Laps	Diff	Total Tm	Best Tm Car	
1	29	Keith ALHERS	A - Morgan	16	-	30:05.044	1:51.203	Morgan Plus 8
2	2	Rick LLOYD	A - Morgan	16	+4.429	30:09.473	1:50.876	Morgan Plus 8
3	85	Andy GREEN	B - Morgan	16	+1:49.656	31:54.700	1:58.399	Morgan Plus 8
4	1	Russell PATTERSON	B - Morgan	16	+1:50.894	31:55.938	1:58.362	Morgan Roadster
5	13	Chris ACKLAM	B - Morgan	16	+1:53.025	31:58.069	1:58.611	Morgan Plus 8
6	37	Tony LEES	B - Morgan	15	1 Lap	30:12.248	1:58.994	Morgan Plus 8
7	66	Andrew THOMPSON	C6 - Morgan	15	+28.323	30:40.571	2:00.677	Morgan Roadster L'weight
8	49	Philip GODDARD	C8 - Morgan	15	+48.299	31:00.547	2:00.734	Morgan Plus 8
9	6	Simon OREBI GANN	C6 - Morgan	15	+49.994	31:02.242	2:01.534	Morgan Roadster L'weight
10	10	Peter HENRY	B - Morgan	15	+52.777	31:05.025	2:00.929	Morgan Plus 8
11	86	Richard PLANT	B - Morgan	15	+59.866	31:12.114	2:02.487	Morgan Plus 8
12	35	Chris SPRINGALL	C8 - Morgan	15	+1:39.439	31:51.687	2:04.753	Morgan Plus 8
13	28	Sharlie GODDARD	C8 - Morgan	15	+1:40.428	31:52.676	2:05.253	Morgan Plus 8
14	14	Tim CLARK	C8 - Morgan	15	+1:40.948	31:53.196	2:05.073	Morgan Plus 8
15	56	Steven McDONALD	C8 - Morgan	15	+1:44.725	31:56.973	2:04.904	Morgan Plus 8
16	89	John EMBERSON	B - Morgan	15	+1:54.803	32:07.051	2:05.287	Morgan Roadster L'weight
17	57	James BELLENGER	D - Morgan	15	+2:01.537	32:13.785	2:06.256	Morgan Plus 8
18	79	Ulrich VIERHAUS	C6 - Morgan	14	2 Laps	30:15.515	2:06.269	Morgan Roadster L'weight
19	75	Andrew POTTER	C6 - Morgan	14	+12.653	30:28.168	2:07.646	Morgan Roadster L'weight
20	78	Roger WHITESIDE	C6 - Morgan	14	+1:46.113	32:01.628	2:09.872	Morgan Roadster L'weight
21	55	Kathleen SHERRY	A - Morgan	13	3 Laps	31:13.281	2:17.557	Morgan Plus 8

Not classified (80% = 12 Laps)

22	50	Paul BURRY	C6 - Morgan	8	8 Laps	19:19.136	2:06.343	Morgan Roadster L'weight
----	----	------------	-------------	---	--------	-----------	----------	--------------------------

Margin of Victory	Avg. Speed	Best Lap Tm	Best Spd	Best Lap by
+4.429	85.903	1:50.876	87.406	[2] Rick LLOYD

Printed: 19/05/2007 15:48:07

Licensed to: MST Sports Timing Ltd

Chief Timekeeper

Orbits 3

Clerk of Course

www.amb-it.com

www.mylaps.com

Power Torque Morgan Challenge

Oulton Park International 2.692 Miles

Race 6

19/05/2007 16:14

Race (30:00 Time)

Competitors	Laps																
	0	1	2	3	4	5	6	7	8	9	10	11	12	13	14	15	16
Rick LLOYD (2)	1	2	2	29	29	29	29	29	29	29	29	29	29	29	29	29	29
Keith ALHERS (29)	2	29	29	2	2	2	2	2	2	2	2	2	2	2	2	2	2
Andy GREEN (85)	3	85	85	85	85	85	85	85	85	85	85	85	85	85	85	85	85
Chris ACKLAM (13)	4	13	13	13	13	13	13	13	13	13	13	1	1	1	1	1	1
Russell PATTERSON (1)	5	1	1	1	1	1	1	1	1	1	1	13	13	13	13	13	13
Andrew THOMPSON (66)	6	66	37	37	37	37	37	37	37	37	37	37	37	37	37	37	37
Tony LEES (37)	7	37	66	66	66	66	66	66	66	66	66	66	66	66	66	66	66
Paul BURRY (50)	8	50	50	49	49	49	49	49	49	49	6	6	6	6	6	6	49
Richard PLANT (86)	9	86	49	10	10	6	6	6	6	6	49	49	49	49	49	49	6
Peter HENRY (10)	10	10	10	6	6	10	10	10	10	10	10	10	10	10	10	10	10
Simon OREBI GANN (6)	11	6	6	86	86	86	86	86	86	86	86	86	86	86	86	86	86
Philip GODDARD (49)	12	49	86	50	28	28	28	28	28	35	35	35	35	35	35	35	35
Sharlie GODDARD (28)	13	28	28	28	14	14	14	14	35	28	28	28	28	28	28	28	28
Tim CLARK (14)	14	14	14	14	56	56	56	35	14	14	14	14	14	14	14	14	14
Steven McDONALD (56)	15	56	35	56	35	35	35	56	56	56	56	56	56	56	56	56	56
James BELLENGER (57)	16	57	56	35	57	57	57	57	57	57	89	89	89	89	89	89	89
Ulrich VIERHAUS (79)	17	79	57	57	89	89	89	89	89	89	89	57	57	57	57	57	57
Chris SPRINGALL (35)	18	35	89	89	79	79	79	79	79	79	79	79	79	79	79	79	79
John EMBERSON (89)	19	89	79	79	50	75	75	75	75	75	75	75	75	75	75	75	75
Andrew POTTER (75)	20	75	75	75	75	50	50	50	50	78	78	78	78	78	78	78	78
Roger WHITESIDE (78)	21	78	78	78	78	78	78	78	78	55	55	55	55	55	55	55	55
Kathleen SHERRY (55)	22	55	55	55	55	55	55	55	55	55	50						

MG Car Club Summer Race Meeting

Power Torque Morgan Challenge

Oulton Park International 2.692 Miles

Race 6

19/05/2007 16:14

Race (30:00 Time)

			12	1:58.441	+0.042	7	2:00.163	+1.169	5	2:04.202	+2.668
(29) Keith ALHERS			13	1:59.292	+0.893	8	1:59.703	+0.709	6	2:03.018	+1.484
1	1:59.615	+8.412	14	1:59.136	+0.737	9	1:59.447	+0.453	7	2:02.653	+1.119
2	1:52.961	+1.758	15	2:00.079	+1.680	10	1:59.654	+0.660	8	2:02.153	+0.619
3	1:51.423	+0.220	16	2:00.449	+2.050	11	1:59.982	+0.988	9	2:03.728	+2.194
4	1:51.633	+0.430				12	2:01.076	+2.082	10	2:02.749	+1.215
5	1:52.936	+1.733	(1) Russell PATTERSON			13	2:01.387	+2.393	11	2:01.534	-
6	1:52.234	+1.031	1	2:04.732	+6.370	14	2:01.334	+2.340	12	2:01.736	+0.202
7	1:54.870	+3.667	2	1:59.902	+1.540	15	2:03.665	+4.671	13	2:02.505	+0.971
8	1:51.899	+0.696	3	1:59.595	+1.233				14	2:02.288	+0.754
9	1:52.619	+1.416	4	1:59.527	+1.165	(66) Andrew THOMPSON			15	2:03.309	+1.775
10	1:53.535	+2.332	5	1:58.891	+0.529	1	2:07.664	+6.987			
11	1:51.261	+0.058	6	1:59.969	+1.607	2	2:02.972	+2.295	(10) Peter HENRY		
12	1:51.203	-	7	2:00.247	+1.885	3	2:03.438	+2.761	1	2:11.921	+10.992
13	1:51.499	+0.296	8	1:59.573	+1.211	4	2:02.767	+2.090	2	2:06.399	+5.470
14	1:51.408	+0.205	9	1:59.019	+0.657	5	2:02.297	+1.620	3	2:05.169	+4.240
15	1:52.718	+1.515	10	1:58.841	+0.479	6	2:02.321	+1.644	4	2:05.465	+4.536
16	1:53.228	+2.025	11	1:58.925	+0.563	7	2:00.956	+0.279	5	2:03.922	+2.993
			12	1:59.191	+0.829	8	2:04.405	+3.728	6	2:03.144	+2.215
(2) Rick LLOYD			13	1:58.606	+0.244	9	2:03.697	+3.020	7	2:02.927	+1.998
1	1:59.417	+8.541	14	1:58.362	-	10	2:01.404	+0.727	8	2:02.386	+1.457
2	1:53.595	+2.719	15	1:59.249	+0.887	11	2:01.496	+0.819	9	2:04.740	+3.811
3	1:52.184	+1.308	16	1:58.762	+0.400	12	2:01.059	+0.382	10	2:03.036	+2.107
4	1:52.965	+2.089				13	2:00.966	+0.289	11	2:01.781	+0.852
5	1:53.659	+2.783	(13) Chris ACKLAM			14	2:01.580	+0.903	12	2:00.929	-
6	1:53.266	+2.390	1	2:04.030	+5.419	15	2:00.677	-	13	2:02.011	+1.082
7	1:52.804	+1.928	2	1:59.915	+1.304				14	2:04.213	+3.284
8	1:52.834	+1.958	3	1:59.280	+0.669	(49) Philip GODDARD			15	2:02.776	+1.847
9	1:52.394	+1.518	4	1:59.132	+0.521	1	2:09.479	+8.745			
10	1:50.876	-	5	1:59.812	+1.201	2	2:05.513	+4.779	(86) Richard PLANT		
11	1:51.488	+0.612	6	2:00.111	+1.500	3	2:04.404	+3.670	1	2:12.905	+10.418
12	1:51.002	+0.126	7	2:00.417	+1.806	4	2:04.984	+4.250	2	2:06.700	+4.213
13	1:51.981	+1.105	8	1:59.650	+1.039	5	2:04.870	+4.136	3	2:05.619	+3.132
14	1:55.778	+4.902	9	1:58.899	+0.288	6	2:04.190	+3.456	4	2:05.055	+2.568
15	1:52.497	+1.621	10	1:58.927	+0.316	7	2:03.015	+2.281	5	2:03.381	+0.894
16	1:52.732	+1.856	11	2:00.435	+1.824	8	2:03.119	+2.385	6	2:03.139	+0.652
			12	1:59.101	+0.490	9	2:04.743	+4.009	7	2:03.180	+0.693
(85) Andy GREEN			13	1:58.755	+0.144	10	2:03.836	+3.102	8	2:02.487	-
1	2:02.699	+4.300	14	1:58.611	-	11	2:01.643	+0.909	9	2:04.394	+1.907
2	2:00.011	+1.612	15	1:58.625	+0.014	12	2:00.734	-	10	2:02.897	+0.410
3	1:59.234	+0.835	16	1:59.942	+1.331	13	2:02.248	+1.514	11	2:02.879	+0.392
4	1:58.712	+0.313				14	2:02.243	+1.509	12	2:02.747	+0.260
5	1:58.399	-	(37) Tony LEES			15	2:00.952	+0.218	13	2:03.520	+1.033
6	1:59.520	+1.121	1	2:05.142	+6.148				14	2:03.961	+1.474
7	1:59.018	+0.619	2	2:00.015	+1.021	(6) Simon OREBI GANN			15	2:05.290	+2.803
8	2:00.072	+1.673	3	1:59.251	+0.257	1	2:12.048	+10.514			
9	1:59.729	+1.330	4	1:59.391	+0.397	2	2:06.571	+5.037	(35) Chris SPRINGALL		
10	1:58.972	+0.573	5	1:58.994	-	3	2:05.036	+3.502	1	2:15.461	+10.708
11	1:59.289	+0.890	6	1:59.995	+1.001	4	2:04.479	+2.945	2	2:08.602	+3.849

Printed: 19/05/2007 15:48:44

Licensed to: MST Sports Timing Ltd

Chief Timekeeper

Orbits 3

Clerk of Course

www.amb-it.com

www.mylaps.com

MG Car Club Summer Race Meeting

Power Torque Morgan Challenge

Oulton Park International 2.692 Miles

Race 6

19/05/2007 16:14

Race (30:00 Time)

3	2:07.811	+3.058	1	2:16.504	+11.600			(55) Kathleen SHERRY			
4	2:08.040	+3.287	2	2:07.273	+2.369	(79) Ulrich VIERHAUS		1	2:29.508	+11.951	
5	2:07.684	+2.931	3	2:08.035	+3.131	1	2:19.365	+13.096	2	2:23.221	+5.664
6	2:04.992	+0.239	4	2:07.927	+3.023	2	2:09.841	+3.572	3	2:22.115	+4.558
7	2:05.398	+0.645	5	2:07.910	+3.006	3	2:09.063	+2.794	4	2:22.995	+5.438
8	2:04.753	-	6	2:06.404	+1.500	4	2:08.524	+2.255	5	2:19.541	+1.984
9	2:05.692	+0.939	7	2:06.255	+1.351	5	2:07.648	+1.379	6	2:19.678	+2.121
10	2:05.807	+1.054	8	2:06.624	+1.720	6	2:07.668	+1.399	7	2:17.557	-
11	2:05.910	+1.157	9	2:06.403	+1.499	7	2:10.275	+4.006	8	2:20.931	+3.374
12	2:06.648	+1.895	10	2:07.933	+3.029	8	2:07.615	+1.346	9	2:43.500	+25.943
13	2:06.856	+2.103	11	2:05.426	+0.522	9	2:07.432	+1.163	10	2:21.419	+3.862
14	2:05.782	+1.029	12	2:05.299	+0.395	10	2:10.602	+4.333	11	2:22.302	+4.745
15	2:06.342	+1.589	13	2:04.904	-	11	2:08.605	+2.336	12	2:20.120	+2.563
			14	2:06.834	+1.930	12	2:08.327	+2.058	13	2:23.237	+5.680
			15	2:07.722	+2.818	13	2:06.269	-			
(28) Sharlie GODDARD						14	2:08.386	+2.117	(50) Paul BURRY		
1	2:13.854	+8.601	(89) John EMBERSON					1	2:09.719	+3.376	
2	2:07.501	+2.248	1	2:18.084	+12.797	(75) Andrew POTTER		2	2:11.112	+4.769	
3	2:05.748	+0.495	2	2:09.646	+4.359	1	2:21.027	+13.381	3	2:21.804	+15.461
4	2:05.998	+0.745	3	2:08.868	+3.581	2	2:10.161	+2.515	4	2:21.652	+15.309
5	2:06.807	+1.554	4	2:08.117	+2.830	3	2:10.825	+3.179	5	2:20.454	+14.111
6	2:08.062	+2.809	5	2:07.504	+2.217	4	2:10.159	+2.513	6	2:06.343	-
7	2:08.857	+3.604	6	2:06.497	+1.210	5	2:10.164	+2.518	7	2:28.010	+21.667
8	2:07.512	+2.259	7	2:07.720	+2.433	6	2:10.683	+3.037	p8	3:16.369	+1:10.026
9	2:06.556	+1.303	8	2:06.994	+1.707	7	2:07.646	-			
10	2:05.253	-	9	2:07.435	+2.148	8	2:07.751	+0.105			
11	2:05.519	+0.266	10	2:07.641	+2.354	9	2:08.558	+0.912			
12	2:08.112	+2.859	11	2:05.618	+0.331	10	2:08.419	+0.773			
13	2:05.931	+0.678	12	2:05.287	-	11	2:09.135	+1.489			
14	2:05.583	+0.330	13	2:06.463	+1.176	12	2:09.761	+2.115			
15	2:06.515	+1.262	14	2:09.225	+3.938	13	2:09.419	+1.773			
(14) Tim CLARK			15	2:05.656	+0.369	14	2:08.023	+0.377			
1	2:15.645	+10.572	(57) James BELLENGER			(78) Roger WHITESIDE		1	2:26.626	+16.754	
2	2:07.586	+2.513	1	2:17.336	+11.080	2	2:24.377	+14.505			
3	2:08.767	+3.694	2	2:10.009	+3.753	3	2:21.636	+11.764			
4	2:07.273	+2.200	3	2:08.529	+2.273	4	2:20.813	+10.941			
5	2:07.375	+2.302	4	2:08.293	+2.037	5	2:17.891	+8.019			
6	2:06.026	+0.953	5	2:07.662	+1.406	6	2:18.776	+8.904			
7	2:06.598	+1.525	6	2:07.255	+0.999	7	2:17.278	+7.406			
8	2:07.501	+2.428	7	2:07.581	+1.325	8	2:17.591	+7.719			
9	2:06.217	+1.144	8	2:07.111	+0.855	9	2:13.878	+4.006			
10	2:05.796	+0.723	9	2:07.562	+1.306	10	2:11.666	+1.794			
11	2:05.073	-	10	2:08.617	+2.361	11	2:10.748	+0.876			
12	2:06.122	+1.049	11	2:06.256	-	12	2:13.511	+3.639			
13	2:05.851	+0.778	12	2:07.051	+0.795	13	2:09.872	-			
14	2:05.897	+0.824	13	2:07.725	+1.469	14	2:09.940	+0.068			
15	2:06.413	+1.340	14	2:07.656	+1.400						
(56) Steven McDONALD			15	2:09.393	+3.137						

MG Car Club Summer Race Meeting**Sorted on Best Lap time**

John Deere, T Type, MGA & MMM cars

Oulton Park International 2.692 Miles

Qualifying Race 7 Amended

19/05/2007 11:41

Qualify (15:00 Time)

Pos	No.	Name	Class	Best Tm	Diff	Best Spd	In Lap Car
1	69	Peter HOUSE	C - JD Invite	2:19.418	-	69.512	6 MG TC
2	8	Stephen BARLOW	B - JD Invite	2:19.454	+0.036	69.494	6 MG TC
3	2	John BUSSEY	C - JD Invite	2:19.565	+0.147	69.439	6 MG TC
4	98	Nick ASHMAN	B - JD Invite	2:19.997	+0.579	69.224	5 MG TF
5	4	Peter HISCOCKS	F - JD Invite	2:20.201	+0.783	69.124	4 MGA
6	9	George EDNEY	C - JD Invite	2:22.142	+2.724	68.180	5 MG TB
7	25	Tim PATCHETT	C - JD Invite	2:22.548	+3.130	67.986	3 MG TA
8	88	Peter EDNEY	B - JD Invite	2:26.394	+6.976	66.199	5 Mg TF
9	28	David BISHOP	C - JD Invite	2:26.565	+7.147	66.122	6 MG TC
10	26	Shaun BRONLEY	E - JD Invite	2:27.295	+7.877	65.794	5 MGA
11	70	Jonathan HARMER	C - JD Invite	2:27.753	+8.335	65.591	6 MG TF
12	6	Howard MAGUIRE	D - JD Invite	2:28.376	+8.958	65.315	4 Playford MG
13	90	David CLEWLEY	D - JD Invite	2:31.194	+11.776	64.098	6 Parson MG
14	7	James DIXON	G - JD Invite	2:31.544	+12.126	63.950	3 MGA Works 1762cc
15	16	Brian IRELAND	F - JD Invite	2:32.747	+13.329	63.446	6 MGA Roadster
16	31	Charles HARMER	B - JD Invite	2:33.778	+14.360	63.021	6 MG TF
17	27	Robert ALLEN	B - JD Invite	2:34.022	+14.604	62.921	5 MG TC
18	84	Maurice STANDISH	F - JD Invite	2:34.078	+14.660	62.898	5 MGA
19	18	Alastair NAYLOR	B - JD Invite	2:34.848	+15.430	62.585	5 MG TC Midget
20	14	Richard GREEN	B - JD Invite	2:35.480	+16.062	62.331	5 MG TC
21	19	Chris CADMAN	E - JD Invite	2:47.795	+28.377	57.756	4 MGA Twin Cam

Announcements

Cars 6, 25 & 84 No Transponders

MG Car Club Summer Race Meeting

John Deere, T Type, MGA & MMM cars

Oulton Park International 2.692 Miles

Qualifying

19/05/2007 11:41

Qualify (15:00 Time)

<u>(25) Tim PATCHETT</u>			3	2:25.256	+5.055	3	2:32.111	+3.735	<u>(18) Alastair NAYLOR</u>		
1	-:---		4	2:20.201	-	4	2:28.376	-	1	-:---	
2	32.524	-1:22.560	5	2:21.212	+1.011	5	2:29.227	+0.851	2	2:42.516	+7.668
3	1:55.084	-	6	2:21.425	+1.224	<u>(90) David CLEWLEY</u>			3	2:38.354	+3.506
4	2:22.548	+27.464	<u>(9) George EDNEY</u>			1	-:---		4	2:37.661	+2.813
5	2:25.549	+30.465	1	-:---		2	2:44.162	+12.968	5	2:34.848	-
6	2:23.448	+28.364	2	2:29.146	+7.004	3	2:34.732	+3.538	6	2:36.843	+1.995
7	2:22.882	+27.798	3	2:22.630	+0.488	4	2:35.145	+3.951	<u>(14) Richard GREEN</u>		
8	2:24.842	+29.758	4	2:23.094	+0.952	5	2:34.456	+3.262	1	-:---	
<u>(69) Peter HOUSE</u>			5	2:22.142	-	6	2:31.194	-	2	2:41.985	+6.505
1	-:---		6	2:23.026	+0.884	<u>(7) James DIXON</u>			3	2:36.771	+1.291
2	2:25.204	+5.786	7	2:22.400	+0.258	1	-:---		4	2:36.771	+1.291
3	2:21.307	+1.889	<u>(88) Peter EDNEY</u>			2	2:47.299	+15.755	5	2:35.480	-
4	2:19.769	+0.351	1	-:---		3	2:31.544	-	6	2:35.950	+0.470
5	2:20.948	+1.530	2	2:53.100	+26.706	4	2:35.335	+3.791	<u>(19) Chris CADMAN</u>		
6	2:19.418	-	3	2:27.135	+0.741	5	2:37.165	+5.621	1	-:---	
7	2:21.723	+2.305	4	2:35.250	+8.856	6	2:33.976	+2.432	2	2:56.585	+8.790
<u>(8) Stephen BARLOW</u>			5	2:26.394	-	<u>(16) Brian IRELAND</u>			3	2:49.037	+1.242
1	-:---		6	2:26.766	+0.372	1	-:---		4	2:47.795	-
2	2:24.974	+5.520	<u>(28) David BISHOP</u>			2	2:43.683	+10.936	5	2:49.802	+2.007
3	2:21.206	+1.752	1	-:---		3	2:35.636	+2.889	6	2:48.380	+0.585
4	2:21.127	+1.673	2	2:32.908	+6.343	4	2:33.211	+0.464	<u>(31) Charles HARMER</u>		
5	2:21.104	+1.650	3	2:30.543	+3.978	5	2:32.873	+0.126	1	-:---	
6	2:19.454	-	4	2:28.349	+1.784	6	2:32.747	-	2	2:40.563	+6.785
7	2:22.011	+2.557	5	2:27.847	+1.282	<u>(26) Shaun BRONLEY</u>			3	2:38.278	+4.500
<u>(2) John BUSSEY</u>			6	2:26.565	-	1	-:---		4	2:37.522	+3.744
1	-:---		<u>(28) David BISHOP</u>			2	2:43.683	+10.936	5	2:35.237	+1.459
2	2:24.890	+5.325	1	-:---		3	2:35.636	+2.889	6	2:33.778	-
3	2:20.365	+0.800	2	2:42.945	+15.650	<u>(16) Brian IRELAND</u>			<u>(31) Charles HARMER</u>		
4	2:20.758	+1.193	3	2:33.948	+6.653	1	-:---		2	2:40.563	+6.785
5	2:21.050	+1.485	4	2:29.227	+1.932	2	2:43.683	+10.936	3	2:38.278	+4.500
6	2:19.565	-	5	2:27.295	-	3	2:35.636	+2.889	4	2:37.522	+3.744
7	2:19.586	+0.021	6	2:30.237	+2.942	4	2:33.211	+0.464	5	2:35.237	+1.459
<u>(98) Nick ASHMAN</u>			<u>(26) Shaun BRONLEY</u>			5	2:37.165	+5.621	<u>(19) Chris CADMAN</u>		
1	-:---		1	-:---		6	2:33.976	+2.432	1	-:---	
2	2:50.421	+30.424	2	2:32.908	+6.343	<u>(31) Charles HARMER</u>			2	2:56.585	+8.790
3	2:29.515	+9.518	3	2:30.543	+3.978	1	-:---		3	2:49.037	+1.242
4	2:47.874	+27.877	4	2:28.349	+1.784	2	2:43.683	+10.936	4	2:47.795	-
5	2:19.997	-	5	2:27.847	+1.282	3	2:35.636	+2.889	5	2:49.802	+2.007
6	2:20.256	+0.259	6	2:26.565	-	4	2:33.211	+0.464	6	2:48.380	+0.585
<u>(4) Peter HISCOCKS</u>			<u>(70) Jonathan HARMER</u>			5	2:32.873	+0.126	<u>(31) Charles HARMER</u>		
1	-:---		1	-:---		6	2:32.747	-	1	-:---	
2	2:30.800	+10.599	2	2:29.227	+1.474	<u>(26) Shaun BRONLEY</u>			2	2:40.563	+6.785
<u>(6) Howard MAGUIRE</u>			3	2:28.944	+1.191	1	-:---		3	2:38.278	+4.500
1	-:---		4	2:29.437	+1.684	2	2:43.683	+10.936	4	2:37.522	+3.744
2	2:30.800	+10.599	5	2:29.597	+1.844	3	2:35.636	+2.889	5	2:35.237	+1.459
<u>(84) Maurice STANDISH</u>			6	2:27.753	-	4	2:33.211	+0.464	6	2:33.778	-
1	-:---		<u>(6) Howard MAGUIRE</u>			5	2:37.165	+5.621	<u>(19) Chris CADMAN</u>		
2	2:36.221	+2.143	1	-:---		6	2:32.747	-	1	-:---	
3	2:38.173	+4.095	2	2:29.227	+1.474	<u>(31) Charles HARMER</u>			2	2:56.585	+8.790
4	2:36.713	+2.635	3	2:28.944	+1.191	1	-:---		3	2:49.037	+1.242
5	2:34.078	-	4	2:29.437	+1.684	2	2:43.683	+10.936	4	2:47.795	-

MG Car Club Summer Race Meeting

John Deere, T Type, MGA & MMM cars

Oulton Park International 2.692 Miles

Race 7

19/05/2007 16:15

Race (15:00 Time)

11

[2:47.795]
[19] Chris CADMAN

10

21
[2:34.848]
[18] Alastair NAYLOR

9

19
[2:34.022]
[27] Robert ALLEN

8

17
[2:32.747]
[16] Brian IRELAND

7

15
[2:31.194]
[90] David CLEWLEY

6

13
[2:27.753]
[70] Jonathan HARMER

5

11
[2:26.565]
[28] David BISHOP

4

9
[2:22.548]
[25] Tim PATCHETT

3

7
[2:20.201]
[4] Peter HISCOCKS

2

5
[2:19.565]
[2] John BUSSEY

1

3
[2:19.418]
[69] Peter HOUSE

1

[2:35.480]
[14] Richard GREEN

20
[2:34.078]
[84] Maurice STANDISH

18
[2:33.778]
[31] Charles HARMER

16
[2:31.544]
[7] James DIXON

14
[2:28.376]
[6] Howard MAGUIRE

12
[2:27.295]
[26] Shaun BRONLEY

10
[2:26.394]
[88] Peter EDNEY

8
[2:22.142]
[9] George EDNEY

6
[2:19.997]
[98] Nick ASHMAN

4
[2:19.454]
[8] Stephen BARLOW

2

MG Car Club Summer Race Meeting**Sorted on Best Lap time**

John Deere, T Type, MGA & MMM cars

Oulton Park International 2.692 Miles

Qualifying

19/05/2007 11:41

Qualify (15:00 Time)

Pos	No.	Name	Class	Best Tm	Diff	Best Spd	In Lap Car
1	25	Tim PATCHETT	C - JD Invite	1:55.084	-	84.210	3 MG TA
2	69	Peter HOUSE	C - JD Invite	2:19.418	+24.334	69.512	6 MG TC
3	8	Stephen BARLOW	B - JD Invite	2:19.454	+24.370	69.494	6 MG TC
4	2	John BUSSEY	C - JD Invite	2:19.565	+24.481	69.439	6 MG TC
5	98	Nick ASHMAN	B - JD Invite	2:19.997	+24.913	69.224	5 MG TF
6	4	Peter HISCOCKS	F - JD Invite	2:20.201	+25.117	69.124	4 MGA
7	9	George EDNEY	C - JD Invite	2:22.142	+27.058	68.180	5 MG TB
8	88	Peter EDNEY	B - JD Invite	2:26.394	+31.310	66.199	5 Mg TF
9	28	David BISHOP	C - JD Invite	2:26.565	+31.481	66.122	6 MG TC
10	26	Shaun BRONLEY	E - JD Invite	2:27.295	+32.211	65.794	5 MGA
11	70	Jonathan HARMER	C - JD Invite	2:27.753	+32.669	65.591	6 MG TF
12	6	Howard MAGUIRE	D - JD Invite	2:28.376	+33.292	65.315	4 Playford MG
13	90	David CLEWLEY	D - JD Invite	2:31.194	+36.110	64.098	6 Parson MG
14	7	James DIXON	G - JD Invite	2:31.544	+36.460	63.950	3 MGA Works 1762cc
15	16	Brian IRELAND	F - JD Invite	2:32.747	+37.663	63.446	6 MGA Roadster
16	31	Charles HARMER	B - JD Invite	2:33.778	+38.694	63.021	6 MG TF
17	27	Robert ALLEN	B - JD Invite	2:34.022	+38.938	62.921	5 MG TC
18	84	Maurice STANDISH	F - JD Invite	2:34.078	+38.994	62.898	5 MGA
19	18	Alastair NAYLOR	B - JD Invite	2:34.848	+39.764	62.585	5 MG TC Midget
20	14	Richard GREEN	B - JD Invite	2:35.480	+40.396	62.331	5 MG TC
21	19	Chris CADMAN	E - JD Invite	2:47.795	+52.711	57.756	4 MGA Twin Cam

Announcements

Cars 6, 25 & 84 No Transponders


John Deere, T Type, MGA & MMM cars

Oulton Park International 2.692 Miles

Race 7

19/05/2007 17:00

Race (15:00 Time)



Competitors	Laps							
	0	1	2	3	4	5	6	7
Stephen BARLOW (8)	1	8	8	8	8	8	2	2
Peter HOUSE (69)	2	69	69	2	2	2	8	69
John BUSSEY (2)	3	2	2	69	69	69	69	8
Nick ASHMAN (98)	4	98	9	9	4	4	4	98
George EDNEY (9)	5	9	25	4	9	9	9	9
Peter HISCOCKS (4)	6	4	4	25	25	25	98	25
Tim PATCHETT (25)	7	25	28	28	98	98	25	26
Peter EDNEY (88)	8	88	88	98	28	28	26	6
David BISHOP (28)	9	28	98	88	88	88	6	88
Shaun BRONLEY (26)	10	26	26	26	26	26	88	28
Jonathan HARMER (70)	11	70	6	6	6	6	28	90
Howard MAGUIRE (6)	12	6	70	70	70	70	90	7
David CLEWLEY (90)	13	90	90	90	90	90	7	70
James DIXON (7)	14	7	7	7	7	7	7	18
Robert ALLEN (27)	15	27	27	27	27	27	18	16
Maurice STANDISH (84)	16	84	31	18	18	18	16	31
Brian IRELAND (16)	17	16	18	16	16	16	84	14
Charles HARMER (31)	18	31	16	31	31	31	31	84
Richard GREEN (14)	19	14	84	84	84	84	14	19
Alastair NAYLOR (18)	20	18	14	14	14	14	19	
Chris CADMAN (19)	21	19	19	19	19	19		

MG Car Club Summer Race Meeting

John Deere, T Type, MGA & MMM cars

Oulton Park International 2.692 Miles

Race 7

19/05/2007 17:00

Race (15:00 Time)

<u>(2) John BUSSEY</u>			3	2:23.915	+4.384	7	2:25.164	+0.107	2	2:36.513	+3.157
1	2:25.117	+6.613	4	2:23.608	+4.077	<u>(7) James DIXON</u>			3	2:38.234	+4.878
2	2:18.579	+0.075	5	2:21.610	+2.079	1	2:36.138	+12.394	4	2:35.053	+1.697
3	2:20.803	+2.299	6	2:21.439	+1.908	2	2:28.269	+4.525	5	2:33.356	-
4	2:19.885	+1.381	7	2:19.531	-	3	2:27.604	+3.860	6	2:33.970	+0.614
5	2:20.437	+1.933	<u>(26) Shaun BRONLEY</u>			4	2:26.964	+3.220	7	2:34.100	+0.744
6	2:18.504	-	1	2:32.489	+10.817	5	2:27.359	+3.615	<u>(84) Maurice STANDISH</u>		
7	2:19.193	+0.689	2	2:24.982	+3.310	6	2:30.896	+7.152	1	2:42.494	+9.593
<u>(69) Peter HOUSE</u>			3	2:25.212	+3.540	7	2:23.744	-	2	2:33.954	+1.053
1	2:26.540	+7.812	4	2:24.243	+2.571	<u>(70) Jonathan HARMER</u>			3	2:37.298	+4.397
2	2:19.575	+0.847	5	2:23.291	+1.619	1	2:33.127	+6.415	4	2:37.285	+4.384
3	2:20.664	+1.936	6	2:22.135	+0.463	2	2:27.889	+1.177	5	2:32.901	-
4	2:20.183	+1.455	7	2:21.672	-	3	2:28.837	+2.125	6	2:37.583	+4.682
5	2:20.275	+1.547	<u>(6) Howard MAGUIRE</u>			4	2:27.205	+0.493	7	2:34.913	+2.012
6	2:19.292	+0.564	1	2:32.212	+11.390	5	2:27.888	+1.176	<u>(19) Chris CADMAN</u>		
7	2:18.728	-	2	2:25.230	+4.408	6	2:31.572	+4.860	1	2:49.188	+4.328
<u>(8) Stephen BARLOW</u>			3	2:24.950	+4.128	7	2:26.712	-	2	2:46.260	+1.400
1	2:25.727	+6.592	4	2:24.758	+3.936	<u>(18) Alastair NAYLOR</u>			3	2:44.860	-
2	2:19.135	-	5	2:23.936	+3.114	1	2:38.845	+8.426	4	2:44.872	+0.012
3	2:20.925	+1.790	6	2:20.822	-	2	2:30.981	+0.562	5	2:45.761	+0.901
4	2:19.950	+0.815	7	2:21.685	+0.863	3	2:32.504	+2.085	6	2:49.615	+4.755
5	2:20.391	+1.256	<u>(88) Peter EDNEY</u>			4	2:30.808	+0.389	<u>(4) Peter HISCOCKS</u>		
6	2:20.034	+0.899	1	2:31.228	+7.871	5	2:30.565	+0.146	1	2:26.374	+8.119
7	2:20.402	+1.267	2	2:25.632	+2.275	6	2:30.419	-	2	2:19.945	+1.690
<u>(98) Nick ASHMAN</u>			3	2:25.574	+2.217	7	2:31.184	+0.765	3	2:20.457	+2.202
1	2:33.565	+14.085	4	2:25.000	+1.643	<u>(16) Brian IRELAND</u>			4	2:18.255	-
2	2:23.302	+3.822	5	2:25.208	+1.851	1	2:41.362	+11.185	5	2:26.524	+8.269
3	2:20.953	+1.473	6	2:23.357	-	2	2:31.111	+0.934	<u>(27) Robert ALLEN</u>		
4	2:20.027	+0.547	7	2:24.887	+1.530	3	2:33.141	+2.964	1	2:37.210	+10.828
5	2:19.480	-	<u>(28) David BISHOP</u>			4	2:30.177	-	2	2:28.491	+2.109
6	2:20.478	+0.998	1	2:29.162	+6.275	5	2:31.539	+1.362	3	2:27.246	+0.864
7	2:20.162	+0.682	2	2:25.642	+2.755	6	2:30.774	+0.597	4	2:26.382	-
<u>(9) George EDNEY</u>			3	2:25.701	+2.814	7	2:30.743	+0.566	<u>(31) Charles HARMER</u>		
1	2:24.675	+5.247	4	2:26.161	+3.274	1	2:39.215	+4.941	2	2:35.644	+1.370
2	2:21.117	+1.689	5	2:26.645	+3.758	2	2:35.644	+1.370	3	2:37.063	+2.789
3	2:23.364	+3.936	6	2:22.887	-	3	2:37.063	+2.789	4	2:37.086	+2.812
4	2:23.883	+4.455	7	2:24.085	+1.198	5	2:36.232	+1.958	5	2:36.232	+1.958
5	2:22.966	+3.538	<u>(90) David CLEWLEY</u>			6	2:34.274	-	6	2:34.274	-
6	2:22.991	+3.563	1	2:35.570	+10.513	7	2:34.798	+0.524	7	2:34.798	+0.524
7	2:19.428	-	2	2:28.535	+3.478	<u>(14) Richard GREEN</u>			1	2:42.444	+9.088
<u>(25) Tim PATCHETT</u>			3	2:27.623	+2.566						
1	2:25.408	+5.877	4	2:26.673	+1.616						
2	2:23.866	+4.335	5	2:25.057	-						
			6	2:30.789	+5.732						

Printed: 19/05/2007 16:20:36

Licensed to: MST Sports Timing Ltd

Chief Timekeeper

Clerk of Course

Orbits 3

www.amb-it.com

www.mylaps.com

MG Car Club Summer Race Meeting**Sorted on Best Lap time****MG Metro Cup****Oulton Park International 2.692 Miles****Qualifying****19/05/2007 12:02****Qualify (15:00 Time)**

Pos	No.	Name	Class	Best Tm	Diff	Best Spd	In Lap Car
1	00	Paul LUTI	C - Metro Cup	2:06.105	-	76.850	8 MG Metro
2	1	John FLANIGAN	C - Metro Cup	2:07.884	+1.779	75.781	7 MG Metro Turbo
3	96	Dick TREVETT	C - Metro Cup	2:08.046	+1.941	75.685	6 MG Metro Turbo
4	52	Simon WHITE	C - Metro Cup	2:08.409	+2.304	75.471	3 MG Metro
5	65	Lee McNAMARA	B - Metro Cup	2:12.452	+6.347	73.168	7 MG Metro
6	79	Paul ASHTON	B - Metro Cup	2:12.568	+6.463	73.104	6 MG Metro
7	54	Brian OWEN	C - Metro Cup	2:13.783	+7.678	72.440	6 MG Metro
8	7	Tony HOWE	C - Metro Cup	2:15.222	+9.117	71.669	6 MG Metro Turbo
9	49	Richard GARRARD	C - Metro Cup	2:15.552	+9.447	71.494	7 MG Metro Turbo
10	12	Iain PATTERSON	B - Metro Cup	2:17.582	+11.477	70.439	5 MG Metro Gti
11	37	Chris HARRIS	C - Metro Cup	2:19.485	+13.380	69.478	6 MG Metro Turbo
12	44	Matthew RUSHFORTH	B - Metro Cup	2:20.996	+14.891	68.734	7 Rover Metro 1.4 GTi
13	90	Terry BRACEY-WRIGHT	A - Metro Cup	2:24.150	+18.045	67.230	7 MG Metro
14	24	Janes DUNKLEY	D - Metro Cup	2:26.335	+20.230	66.226	7 Rover Metro

MG Car Club Summer Race Meeting

MG Metro Cup

Oulton Park International 2.692 Miles

Qualifying

19/05/2007 12:02

Qualify (15:00 Time)

<u>(00) Paul LUTI</u>			3	2:17.033	+4.465	<u>(44) Matthew RUSHFORTH</u>		
1	-:---		4	2:16.823	+4.255	1	-:---	
2	2:08.916	+2.811	5	2:17.938	+5.370	2	2:29.534	+8.538
3	2:07.431	+1.326	6	2:12.568	-	3	2:24.384	+3.388
4	2:08.198	+2.093	7	2:13.328	+0.760	4	2:24.208	+3.212
5	2:09.940	+3.835	<u>(54) Brian OWEN</u>			5	2:21.823	+0.827
6	2:06.879	+0.774	1	-:---		6	2:22.497	+1.501
7	2:06.588	+0.483	2	2:17.013	+3.230	7	2:20.996	-
8	2:06.105	-	3	2:15.067	+1.284	<u>(90) Terry BRACEY-WRIGHT</u>		
<u>(1) John FLANIGAN</u>			4	2:17.586	+3.803	1	-:---	
1	-:---		5	2:16.485	+2.702	2	2:25.742	+1.592
2	2:14.644	+6.760	6	2:13.783	-	3	2:25.002	+0.852
3	2:10.636	+2.752	7	2:15.126	+1.343	4	2:26.218	+2.068
4	2:12.418	+4.534	<u>(7) Tony HOWE</u>			5	2:27.737	+3.587
5	2:11.622	+3.738	1	-:---		6	2:24.652	+0.502
6	2:18.754	+10.870	2	2:20.173	+4.951	7	2:24.150	-
7	2:07.884	-	3	2:16.569	+1.347	<u>(24) Janes DUNKLEY</u>		
<u>(96) Dick TREVETT</u>			4	2:16.400	+1.178	1	-:---	
1	-:---		5	2:22.387	+7.165	2	2:34.885	+8.550
2	2:12.155	+4.109	6	2:15.222	-	3	2:26.383	+0.048
3	2:10.855	+2.809	7	2:15.595	+0.373	4	2:27.263	+0.928
4	2:11.129	+3.083	<u>(49) Richard GARRARD</u>			5	2:26.401	+0.066
5	2:24.821	+16.775	1	-:---		6	2:27.583	+1.248
6	2:08.046	-	2	2:21.298	+5.746	7	2:26.335	-
7	2:08.852	+0.806	3	2:17.771	+2.219	<u>(52) Simon WHITE</u>		
<u>(52) Simon WHITE</u>			4	2:17.164	+1.612	1	-:---	
1	-:---		5	2:18.980	+3.428	2	2:09.020	+0.611
2	2:09.020	+0.611	6	2:16.775	+1.223	3	2:08.409	-
3	2:08.409	-	7	2:15.552	-	4	2:09.376	+0.967
4	2:09.376	+0.967	<u>(12) Iain PATTERSON</u>			5	2:10.009	+1.600
5	2:10.009	+1.600	1	-:---		6	2:08.951	+0.542
6	2:08.951	+0.542	2	2:44.667	+27.085	<u>(65) Lee McNAMARA</u>		
<u>(65) Lee McNAMARA</u>			3	2:19.230	+1.648	1	-:---	
1	-:---		4	2:19.636	+2.054	2	2:23.214	+10.762
2	2:23.214	+10.762	5	2:17.582	-	3	2:17.619	+5.167
3	2:17.619	+5.167	<u>(37) Chris HARRIS</u>			4	2:16.202	+3.750
4	2:16.202	+3.750	1	-:---		5	2:17.346	+4.894
5	2:17.346	+4.894	2	2:26.691	+7.206	6	2:12.653	+0.201
6	2:12.653	+0.201	3	2:21.865	+2.380	7	2:12.452	-
7	2:12.452	-	4	2:22.616	+3.131	<u>(79) Paul ASHTON</u>		
<u>(79) Paul ASHTON</u>			5	2:21.382	+1.897	1	-:---	
1	-:---		6	2:19.485	-	2	2:22.092	+9.524
2	2:22.092	+9.524	7	2:20.666	+1.181			

MG Car Club Summer Race Meeting

MG Metro Cup

Oulton Park International 2.692 Miles

Race 8

19/05/2007 16:45

Race (15:00 Time)

7
6
5
4
3
2
1

[2:24.150]
[90] Terry BRACEY-WRIGHT

13
[2:19.485]
[37] Chris HARRIS

11
[2:15.552]
[49] Richard GARRARD

9
[2:13.783]
[54] Brian OWEN

7
[2:12.452]
[65] Lee McNAMARA

5
[2:08.046]
[96] Dick TREVETT

3
[2:06.105]
[00] Paul LUTI

1

[2:26.335]
[24] Janes DUNKLEY

14
[2:20.996]
[44] Matthew RUSHFORTH

12
[2:17.582]
[12] Iain PATTERSON

10
[2:15.222]
[7] Tony HOWE

8
[2:12.568]
[79] Paul ASHTON

6
[2:08.409]
[52] Simon WHITE

4
[2:07.884]
[1] John FLANIGAN

2

MG Car Club Summer Race Meeting

Sorted on Laps

MG Metro Cup

Oulton Park International 2.692 Miles

Race 8

19/05/2007 17:32

Race (15:00 Time)

Pos	No.	Name	Class	Laps	Diff	Total Tm	Best Tm Car
1	00	Paul LUTI	C - Metro Cup	7	-	14:57.352	2:06.737 MG Metro
2	96	Dick TREVETT	C - Metro Cup	7	+17.461	15:14.813	2:09.001 MG Metro Turbo
3	52	Simon WHITE	C - Metro Cup	7	+25.067	15:22.419	2:09.133 MG Metro
4	65	Lee McNAMARA	B - Metro Cup	7	+29.803	15:27.155	2:11.048 MG Metro
5	79	Paul ASHTON	B - Metro Cup	7	+32.738	15:30.090	2:11.352 MG Metro
6	54	Brian OWEN	C - Metro Cup	7	+49.850	15:47.202	2:13.167 MG Metro
7	49	Richard GARRARD	C - Metro Cup	7	+50.497	15:47.849	2:12.850 MG Metro Turbo
8	7	Tony HOWE	C - Metro Cup	7	+52.335	15:49.687	2:13.300 MG Metro Turbo
9	37	Chris HARRIS	C - Metro Cup	7	+1:24.628	16:21.980	2:17.674 MG Metro Turbo
10	44	Matthew RUSHFORTH	B - Metro Cup	7	+1:26.748	16:24.100	2:17.664 Rover Metro 1.4 GTi
11	24	Janes DUNKLEY	D - Metro Cup	7	+1:28.953	16:26.305	2:16.206 Rover Metro
12	90	Terry BRACEY-WRIGHT	A - Metro Cup	7	+2:17.756	17:15.108	2:25.067 MG Metro

Not classified (80% = 5 Laps)

DNF	1	John FLANIGAN	C - Metro Cup	4	3 Laps	8:46.317	2:09.194 MG Metro Turbo
DNF	12	Iain PATTERSON	B - Metro Cup	1	6 Laps	2:26.208	2:21.848 MG Metro Gti

Margin of Victory	Avg. Speed	Best Lap Tm	Best Spd	Best Lap by
+17.461	75.598	2:06.737	76.467	[00] Paul LUTI

Printed: 19/05/2007 16:50:17

Licensed to: MST Sports Timing Ltd

Chief Timekeeper

Orbits 3

Clerk of Course

www.amb-it.com

www.mylaps.com

MG Metro Cup

Oulton Park International 2.692 Miles

Race 8

19/05/2007 17:32

Race (15:00 Time)

Competitors	Laps							
	0	1	2	3	4	5	6	7
Paul LUTI (00)	1	00	00	00	00	00	00	00
John FLANIGAN (1)	2	1	1	1	52	52	96	96
Simon WHITE (52)	3	52	52	52	96	96	96	52
Dick TREVETT (96)	4	96	96	96	1	1	65	65
Lee McNAMARA (65)	5	65	65	65	65	79	79	79
Paul ASHTON (79)	6	79	79	79	79	54	54	54
Brian OWEN (54)	7	54	54	54	54	49	49	49
Tony HOWE (7)	8	7	7	7	7	49	7	7
Richard GARRARD (49)	9	49	49	49	49	7	37	37
Iain PATTERSON (12)	10	12	12	44	44	37	44	44
Matthew RUSHFORTH (44)	11	44	44	37	37	44	24	24
Chris HARRIS (37)	12	37	37	24	24	24	90	90
Janes DUNKLEY (24)	13	24	24	90	90	90		
Terry BRACEY-WRIGHT (90)	14	90	90					

MG Car Club Summer Race Meeting

MG Metro Cup

Oulton Park International 2.692 Miles

Race 8

19/05/2007 17:32

Race (15:00 Time)

			3	2:15.185	+2.018	7	2:16.206	-
(00) Paul LUTI			4	2:14.680	+1.513			
1	2:13.762	+7.025	5	2:14.215	+1.048	(90) Terry BRACEY-WRIGHT		
2	2:07.624	+0.887	6	2:13.512	+0.345	1	2:31.154	+6.087
3	2:08.108	+1.371	7	2:13.167	-	2	2:27.427	+2.360
4	2:07.283	+0.546				3	2:27.015	+1.948
5	2:07.086	+0.349	(49) Richard GARRARD			4	2:27.406	+2.339
6	2:06.751	+0.014	1	2:20.785	+7.935	5	2:26.300	+1.233
7	2:06.737	-	2	2:14.832	+1.982	6	2:25.157	+0.090
			3	2:14.777	+1.927	7	2:25.067	-
(96) Dick TREVETT			4	2:13.610	+0.760			
1	2:14.954	+5.953	5	2:13.678	+0.828	(1) John FLANIGAN		
2	2:09.001	-	6	2:13.097	+0.247	1	2:15.259	+6.065
3	2:10.305	+1.304	7	2:12.850	-	2	2:09.194	-
4	2:09.037	+0.036				3	2:12.364	+3.170
5	2:09.574	+0.573	(7) Tony HOWE			4	2:09.498	+0.304
6	2:09.612	+0.611	1	2:20.464	+7.164			
7	2:10.208	+1.207	2	2:15.098	+1.798	(12) Iain PATTERSON		
			3	2:14.749	+1.449	1	2:21.848	-
(52) Simon WHITE			4	2:15.120	+1.820			
1	2:13.430	+4.297	5	2:13.372	+0.072			
2	2:09.398	+0.265	6	2:13.543	+0.243			
3	2:10.847	+1.714	7	2:13.300	-			
4	2:09.133	-						
5	2:09.305	+0.172	(37) Chris HARRIS					
6	2:16.530	+7.397	1	2:24.626	+6.952			
7	2:11.657	+2.524	2	2:20.430	+2.756			
			3	2:19.223	+1.549			
(65) Lee McNAMARA			4	2:18.017	+0.343			
1	2:15.859	+4.811	5	2:17.674	-			
2	2:12.351	+1.303	6	2:18.528	+0.854			
3	2:11.173	+0.125	7	2:18.315	+0.641			
4	2:11.314	+0.266						
5	2:11.551	+0.503	(44) Matthew RUSHFORTH					
6	2:11.048	-	1	2:24.325	+6.661			
7	2:11.127	+0.079	2	2:19.732	+2.068			
			3	2:20.294	+2.630			
(79) Paul ASHTON			4	2:19.189	+1.525			
1	2:17.304	+5.952	5	2:18.787	+1.123			
2	2:12.078	+0.726	6	2:19.368	+1.704			
3	2:12.018	+0.666	7	2:17.664	-			
4	2:11.745	+0.393						
5	2:11.352	-	(24) Janes DUNKLEY					
6	2:11.397	+0.045	1	2:25.860	+9.654			
7	2:11.384	+0.032	2	2:23.128	+6.922			
			3	2:20.539	+4.333			
(54) Brian OWEN			4	2:19.161	+2.955			
1	2:17.972	+4.805	5	2:18.350	+2.144			
2	2:14.887	+1.720	6	2:17.593	+1.387			

MG Car Club Summer Race Meeting**Sorted on Best Lap time****Cockshoot Cup****Oulton Park International 2.692 Miles****Qualifying****19/05/2007 12:25****Qualify (15:00 Time)**

Pos	No.	Name	Class	Best Tm	Diff	Best Spd	In Lap Car
1	1	Mike PETERS	B - MG Cockshoot	2:02.832	-	78.898	5 Mg Midget
2	14	Ian WHITT	B - MG Cockshoot	2:06.994	+4.162	76.312	5
3	69	Peter BRAMBLE	B - MG Cockshoot	2:07.909	+5.077	75.766	4 MGB Roadster
4	97	Paul NEWTON	A - MG Cockshoot	2:11.820	+8.988	73.518	5 MG Midget
5	78	Ian WRIGHT	A - MG Cockshoot	2:14.738	+11.906	71.926	3 MG Midget
6	17	Richard SAPCOTE	A - MG Cockshoot	2:16.392	+13.560	71.054	5 MG Midget
7	86	Peter CROFT	A - MG Cockshoot	2:17.198	+14.366	70.637	4 Mg Midget
8	33	Alan McCORMICK BATES	B - MG Cockshoot	2:17.786	+14.954	70.335	6 MGB GT
9	44	Graham PROSSER	A - MG Cockshoot	2:19.194	+16.362	69.624	5 MG Midget
10	23	Stephen McKIE	A - MG Cockshoot	2:19.720	+16.888	69.362	4 Austin Healey Sprite
11	21	Richard SAXTON	A - MG Cockshoot	2:20.452	+17.620	69.000	5 MG Midget
12	4	Steve ATKINSON	B - MG Cockshoot	2:24.563	+21.731	67.038	2 MGB GT V8
13	83	Helen WADDINGTON	D - MG Cockshoot	2:25.677	+22.845	66.525	4 MGF
14	5	Jeremy TOES	A - MG Cockshoot	2:25.908	+23.076	66.420	3 MG Midget
15	25	Steve GREGORY	A - MG Cockshoot	2:26.077	+23.245	66.343	4 MG Midget
16	2	Philip YATES	A - MG Cockshoot	2:32.018	+29.186	63.750	4 MG Midget
17	15	John WREGHITT	A - MG Cockshoot	2:32.452	+29.620	63.569	4 MGB Roadster
18	76	Margaret FARQUAR-RIGG	D - MG Cockshoot	2:33.552	+30.720	63.113	5 MGF

Announcements

Cars 14 & 17 No transponder.

MG Car Club Summer Race Meeting

Cockshoot Cup

Oulton Park International 2.692 Miles

Qualifying

19/05/2007 12:25

Qualify (15:00 Time)

(1) Mike PETERS			5	2:16.392	-	(83) Helen WADDINGTON		
1	-:---		6	2:16.723	+0.331	1	-:---	
2	2:08.688	+5.856	7	2:24.348	+7.956	2	2:29.674	+3.997
3	2:05.070	+2.238	(86) Peter CROFT			3	2:27.169	+1.492
4	2:03.735	+0.903	1	-:---		4	2:25.677	-
5	2:02.832	-	2	2:22.774	+5.576	5	2:31.959	+6.282
6	2:07.893	+5.061	3	2:22.202	+5.004	6	2:29.543	+3.866
7	2:10.176	+7.344	4	2:17.198	-	(5) Jeremy TOES		
(14) Ian WHITT			(33) Alan McCORMICK BATES			1	-:---	
1	-:---		1	-:---		2	2:32.729	+6.821
2	2:13.040	+6.046	2	2:23.987	+6.201	3	2:25.908	-
3	2:09.074	+2.080	3	2:21.075	+3.289	4	2:26.816	+0.908
4	2:07.574	+0.580	4	2:20.044	+2.258	5	2:26.326	+0.418
5	2:06.994	-	5	2:20.037	+2.251	6	2:27.687	+1.779
6	2:12.454	+5.460	6	2:17.786	-	(25) Steve GREGORY		
(69) Peter BRAMBLE			7	2:18.612	+0.826	1	-:---	
1	-:---		(44) Graham PROSSER			2	2:27.575	+1.498
2	2:09.695	+1.786	1	-:---		3	2:28.918	+2.841
3	2:08.945	+1.036	2	2:22.471	+3.277	4	2:26.077	-
4	2:07.909	-	3	2:25.168	+5.974	5	2:29.348	+3.271
5	2:09.803	+1.894	4	2:19.995	+0.801	6	2:28.608	+2.531
6	2:12.793	+4.884	5	2:19.194	-	(2) Philip YATES		
7	2:13.637	+5.728	6	2:20.271	+1.077	1	-:---	
(97) Paul NEWTON			(23) Stephen McKIE			2	2:36.613	+4.595
1	-:---		1	-:---		3	2:32.500	+0.482
2	2:18.777	+6.957	2	2:23.813	+4.093	4	2:32.018	-
3	2:12.760	+0.940	3	2:22.660	+2.940	5	2:38.158	+6.140
4	2:12.343	+0.523	4	2:19.720	-	6	2:32.387	+0.369
5	2:11.820	-	5	2:19.884	+0.164	(15) John WREGHITT		
6	2:59.641	+47.821	6	2:34.691	+14.971	1	-:---	
(78) Ian WRIGHT			(21) Richard SAXTON			2	2:34.570	+2.118
1	-:---		1	-:---		3	2:33.500	+1.048
2	2:19.599	+4.861	2	2:26.773	+6.321	4	2:32.452	-
3	2:14.738	-	3	2:22.180	+1.728	5	2:33.114	+0.662
4	2:16.729	+1.991	4	2:22.252	+1.800	6	2:34.483	+2.031
5	2:14.921	+0.183	5	2:20.452	-	(76) Margaret FARQUAR-RIGG		
6	2:15.232	+0.494	6	2:25.012	+4.560	1	-:---	
7	2:23.915	+9.177	(4) Steve ATKINSON			2	2:39.218	+5.666
(17) Richard SAPCOTE			1	-:---		3	2:33.561	+0.009
1	-:---		2	2:24.563	-	4	2:36.217	+2.665
2	2:19.323	+2.931	3	2:29.166	+4.603	5	2:33.552	-
3	2:17.582	+1.190	4	2:36.397	+11.834	6	2:35.234	+1.682
4	2:17.247	+0.855						

MG Car Club Summer Race Meeting

Cockshoot Cup

Oulton Park International 2.692 Miles

Race 9

19/05/2007 17:15

Race (15:00 Time)

9
8
7
6
5
4
3
2
1

[2:32.452] [15] John WREGHITT	[2:33.552] [76] Margaret FARQUAR-RIGG
<hr/> 17 [2:26.077] [25] Steve GREGORY	<hr/> 18 [2:32.018] [2] Philip YATES
<hr/> 15 [2:25.677] [83] Helen WADDINGTON	<hr/> 16 [2:25.908] [5] Jeremy TOES
<hr/> 13 [2:20.452] [21] Richard SAXTON	<hr/> 14 [2:24.563] [4] Steve ATKINSON
<hr/> 11 [2:19.194] [44] Graham PROSSER	<hr/> 12 [2:19.720] [23] Stephen McKIE
<hr/> 9 [2:17.198] [86] Peter CROFT	<hr/> 10 [2:17.786] [33] Alan McCORMICK BATES
<hr/> 7 [2:14.738] [78] Ian WRIGHT	<hr/> 8 [2:16.392] [17] Richard SANCOTE
<hr/> 5 [2:07.909] [69] Peter BRAMBLE	<hr/> 6 [2:11.820] [97] Paul NEWTON
<hr/> 3 [2:02.832] [1] Mike PETERS	<hr/> 4 [2:06.994] [14] Ian WHITT
<hr/> 1	<hr/> 2



MG Car Club Summer Race Meeting

Sorted on Laps

Cockshoot Cup

Oulton Park International 2.692 Miles

Race 9

19/05/2007 18:04

Race (15:00 Time)

Pos	No.	Name	Class	Laps	Diff	Total Tm	Best Tm Car
1	1	Mike PETERS	B - MG Cockshoot	7	-	14:53.150	2:05.610 MG Midget
2	69	Peter BRAMBLE	B - MG Cockshoot	7	+22.641	15:15.791	2:08.736 MGB Roadster
3	14	Ian WHITT	B - MG Cockshoot	7	+25.887	15:19.037	2:08.423
4	97	Paul NEWTON	A - MG Cockshoot	7	+48.057	15:41.207	2:11.514 MG Midget
5	4	Steve ATKINSON	B - MG Cockshoot	7	+48.418	15:41.568	2:11.045 MGB GT V8
6	78	Ian WRIGHT	A - MG Cockshoot	7	+51.961	15:45.111	2:13.009 MG Midget
7	17	Richard SANCOTE	A - MG Cockshoot	7	+1:22.650	16:15.800	2:16.909 MG Midget
8	86	Peter CROFT	A - MG Cockshoot	7	+1:23.011	16:16.161	2:16.135 Mg Midget
9	33	Alan McCORMICK BATES	B - MG Cockshoot	7	+1:30.905	16:24.055	2:17.570 MGB GT
10	5	Jeremy TOES	A - MG Cockshoot	7	+1:48.708	16:41.858	2:19.783 MG Midget
11	21	Richard SAXTON	A - MG Cockshoot	7	+1:52.585	16:45.735	2:20.497 MG Midget
12	25	Steve GREGORY	A - MG Cockshoot	6	1 Lap	14:55.965	2:24.553 MG Midget
13	83	Helen WADDINGTON	D - MG Cockshoo	6	+0.576	14:56.541	2:25.795 MGF
14	15	John WREGHITT	A - MG Cockshoot	6	+2.873	14:58.838	2:25.764 MGB Roadster
15	2	Philip YATES	A - MG Cockshoot	6	+24.489	15:20.454	2:30.024 MG Midget
16	76	Margaret FARQUAR-RIGG	D - MG Cockshoo	6	+48.023	15:43.988	2:32.354 MGF

Not classified (80% = 5 Laps)

DNF	23	Stephen McKIE	A - MG Cockshoot	4	3 Laps	9:24.933	2:18.241 Austin Healey Sprite
DNF	44	Graham PROSSER	A - MG Cockshoot	1	6 Laps	2:40.916	2:36.936 MG Midget

Margin of Victory	Avg. Speed	Best Lap Tm	Best Spd	Best Lap by
+22.641	75.954	2:05.610	77.153	[1] Mike PETERS

Printed: 19/05/2007 17:21:55

Licensed to: MST Sports Timing Ltd

Chief Timekeeper

Orbits 3

Clerk of Course

www.amb-it.com

www.mylaps.com


Cockshoot Cup

Oulton Park International 2.692 Miles

Race 9

19/05/2007 18:04

Race (15:00 Time)



Competitors	Laps							
	0	1	2	3	4	5	6	7
Mike PETERS (1)	1	1	1	1	1	1	1	1
Ian WHITT (14)	2	14	69	69	69	69	69	69
Paul NEWTON (97)	3	97	14	14	14	14	14	14
Peter BRAMBLE (69)	4	69	97	97	97	97	97	97
Richard SANCOTE (17)	5	17	78	78	78	78	4	4
Ian WRIGHT (78)	6	78	4	4	4	4	78	78
Alan McCORMICK BATES (33)	7	33	33	33	17	17	17	17
Stephen McKIE (23)	8	23	17	17	17	33	33	86
Graham PROSSER (44)	9	44	23	23	23	86	33	33
Peter CROFT (86)	10	86	86	86	86	21	5	5
Steve ATKINSON (4)	11	4	21	21	21	5	21	21
Richard SAXTON (21)	12	21	5	5	5	25	25	
Steve GREGORY (25)	13	25	25	25	25	83	83	
Jeremy TOES (5)	14	5	15	83	83	83	15	15
Helen WADDINGTON (83)	15	83	44	15	15	15	2	2
Philip YATES (2)	16	2	83	2	2	2	76	76
John WREGHITT (15)	17	15	2	76	76	76		
Margaret FARQUAR-RIGG (76)	18	76	76					

MG Car Club Summer Race Meeting

Cockshoot Cup

Oulton Park International 2.692 Miles

Race 9

19/05/2007 18:04

Race (15:00 Time)

			3	2:13.009	-	7	2:22.264	+1.767	1	2:36.936	-
(1) Mike PETERS			4	2:14.059	+1.050						
1	2:12.910	+7.300	5	2:13.683	+0.674	(25) Steve GREGORY					
2	2:06.037	+0.427	6	2:14.668	+1.659	1	2:31.160	+6.607			
3	2:05.843	+0.233	7	2:14.439	+1.430	2	2:24.553	-			
4	2:05.610	-				3	2:25.431	+0.878			
5	2:06.040	+0.430	(17) Richard SANCOTE			4	2:29.550	+4.997			
6	2:05.692	+0.082	1	2:24.137	+7.228	5	2:31.116	+6.563			
7	2:11.017	+5.407	2	2:17.587	+0.678	6	2:28.772	+4.219			
			3	2:18.139	+1.230						
(69) Peter BRAMBLE			4	2:18.011	+1.102	(83) Helen WADDINGTON					
1	2:15.094	+6.358	5	2:18.200	+1.291	1	2:35.739	+9.944			
2	2:12.116	+3.380	6	2:20.108	+3.199	2	2:29.374	+3.579			
3	2:09.257	+0.521	7	2:16.909	-	3	2:25.899	+0.104			
4	2:09.747	+1.011				4	2:26.644	+0.849			
5	2:08.888	+0.152	(86) Peter CROFT			5	2:27.418	+1.623			
6	2:08.736	-	1	2:26.229	+10.094	6	2:25.795	-			
7	2:10.119	+1.383	2	2:19.931	+3.796						
			3	2:18.236	+2.101	(15) John WREGHITT					
(14) Ian WHITT			4	2:17.698	+1.563	1	2:34.859	+9.095			
1	2:17.826	+9.403	5	2:16.735	+0.600	2	2:30.603	+4.839			
2	2:11.944	+3.521	6	2:17.125	+0.990	3	2:28.601	+2.837			
3	2:09.074	+0.651	7	2:16.135	-	4	2:25.764	-			
4	2:10.092	+1.669				5	2:27.063	+1.299			
5	2:09.092	+0.669	(33) Alan McCORMICK BATES			6	2:26.006	+0.242			
6	2:08.423	-	1	2:22.394	+4.824						
7	2:12.584	+4.161	2	2:17.570	-	(2) Philip YATES					
			3	2:17.955	+0.385	1	2:37.858	+7.834			
(97) Paul NEWTON			4	2:19.349	+1.779	2	2:31.925	+1.901			
1	2:19.816	+8.302	5	2:21.637	+4.067	3	2:30.417	+0.393			
2	2:12.452	+0.938	6	2:20.662	+3.092	4	2:30.024	-			
3	2:11.514	-	7	2:20.551	+2.981	5	2:32.515	+2.491			
4	2:12.265	+0.751				6	2:31.998	+1.974			
5	2:12.385	+0.871	(5) Jeremy TOES								
6	2:15.756	+4.242	1	2:29.682	+9.899	(76) Margaret FARQUAR-RIGG					
7	2:17.016	+5.502	2	2:23.011	+3.228	1	2:40.298	+7.944			
			3	2:22.057	+2.274	2	2:32.985	+0.631			
(4) Steve ATKINSON			4	2:19.783	-	3	2:32.354	-			
1	2:20.396	+9.351	5	2:21.211	+1.428	4	2:32.430	+0.076			
2	2:14.441	+3.396	6	2:20.558	+0.775	5	2:40.201	+7.847			
3	2:13.208	+2.163	7	2:19.895	+0.112	6	2:38.993	+6.639			
4	2:13.571	+2.526									
5	2:11.045	-	(21) Richard SAXTON			(23) Stephen McKIE					
6	2:11.146	+0.101	1	2:26.477	+5.980	1	2:24.878	+6.637			
7	2:12.939	+1.894	2	2:20.497	-	2	2:18.712	+0.471			
			3	2:22.959	+2.462	3	2:19.123	+0.882			
(78) Ian WRIGHT			4	2:23.571	+3.074	4	2:18.241	-			
1	2:18.926	+5.917	5	2:22.618	+2.121						
2	2:13.605	+0.596	6	2:22.281	+1.784	(44) Graham PROSSER					